

June 2011 Letting Report on Projects

Gerald M. Ross, P.E.

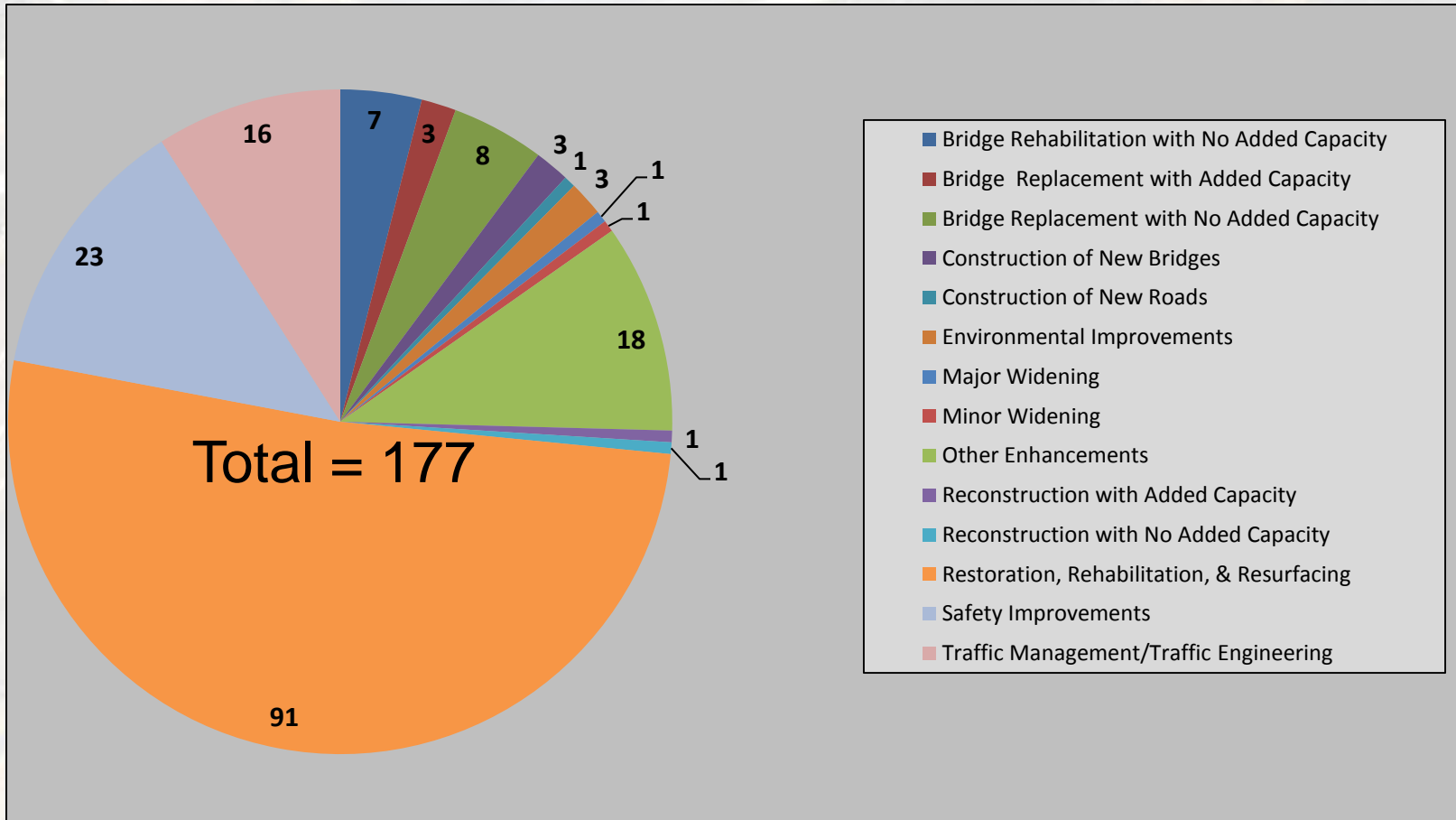
Chief Engineer/Deputy Commissioner

May 19, 2011



FY 2011 Letting Report

Total Number of Projects Awarded to Date

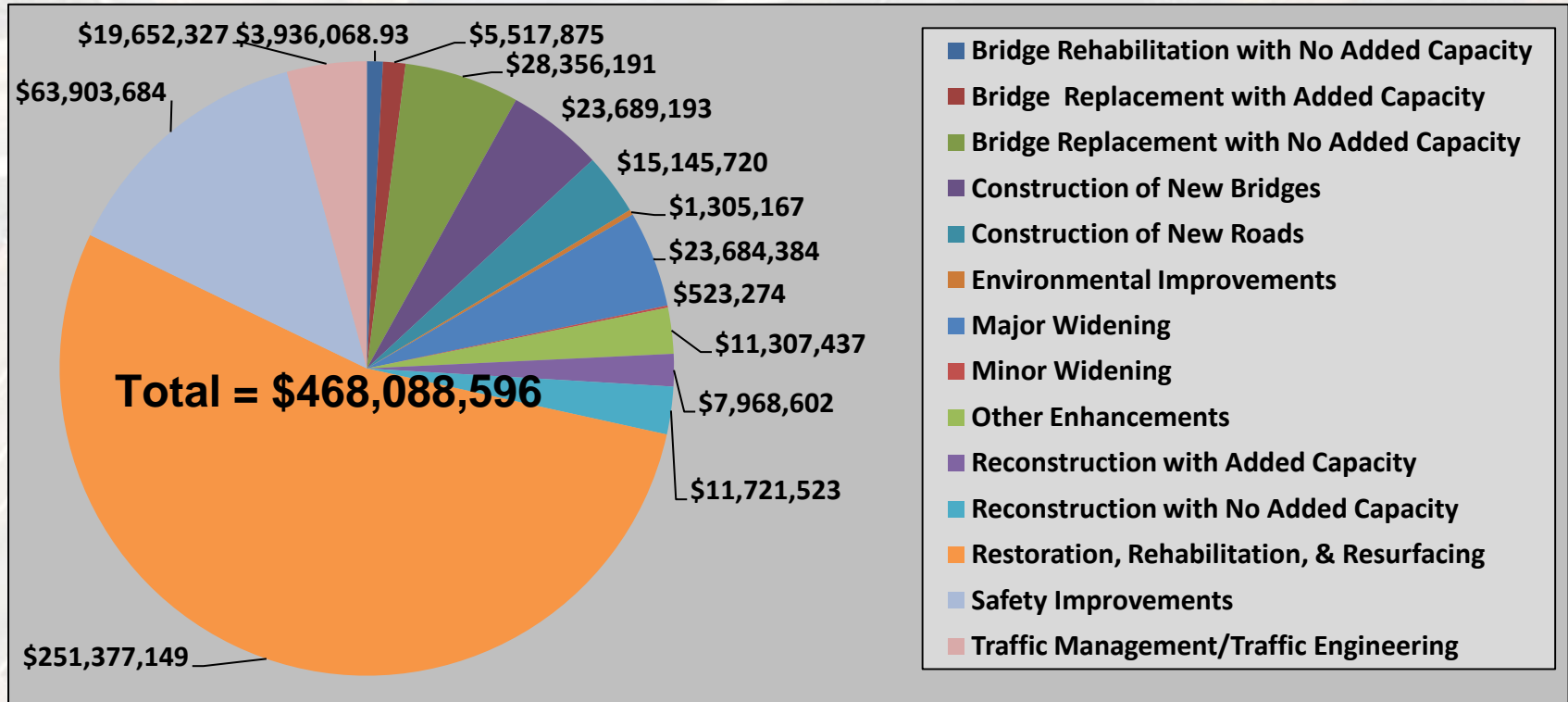


Does not include 406 Local Maintenance and Improvement Grants (LMIG) Projects

As of May 12, 2011

FY 2011 Letting Report

\$ of Projects Awarded Fiscal Year to Date



Does not include \$42,094,180.37 - LMIG Projects

As of May 12, 2011

FY 2011 Letting Report

April 2011 Letting Results

Letting Presentation Information

30 Projects (11 Local Lets)

\$144,132,917

Award Data

19 Projects Advertised

3 Deferred

16 Awarded

\$92,856,424.78 Awarded

Does not include LMIG Projects

May 12, 2011

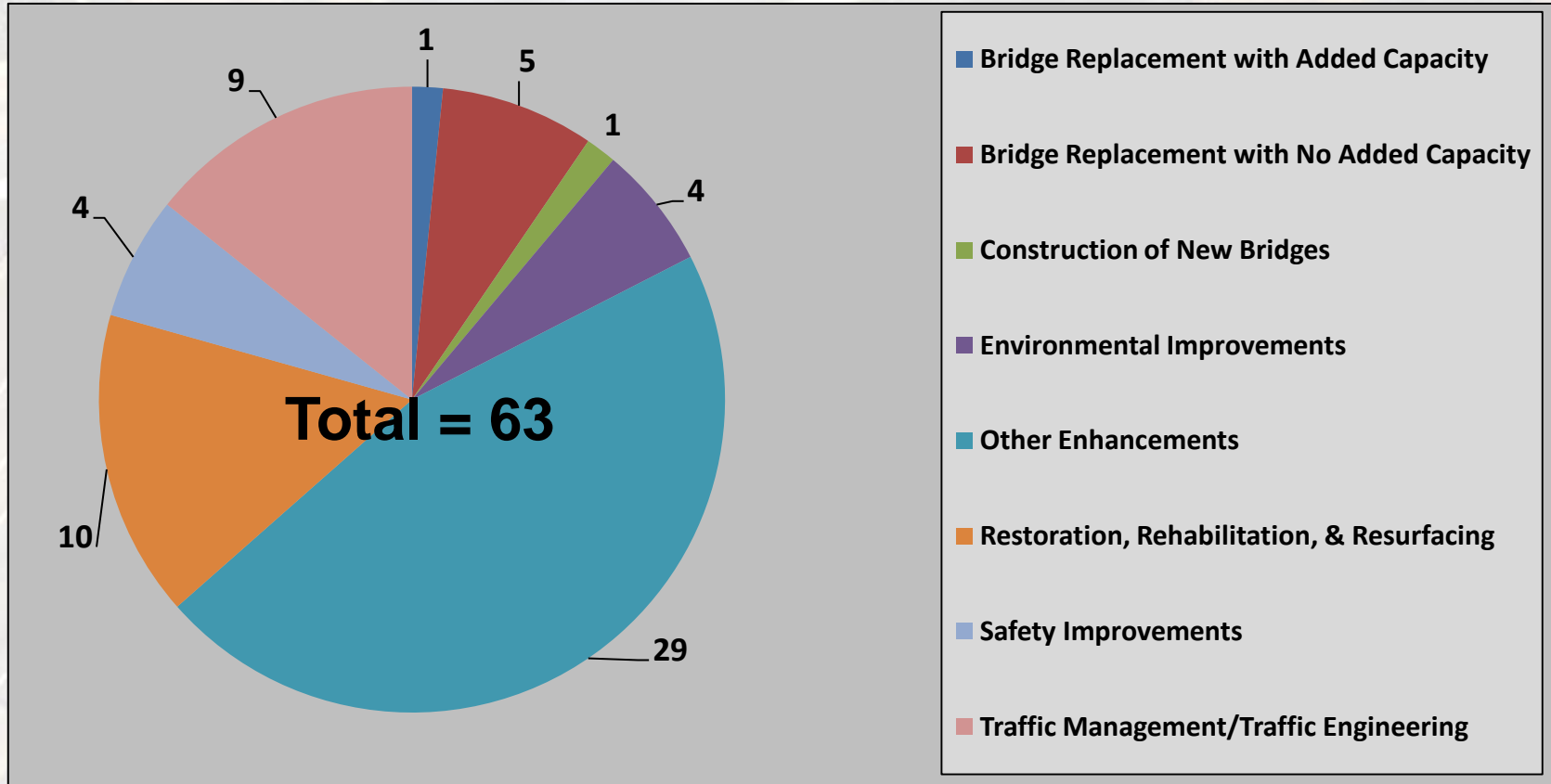
Letting Report Summary

Month	Regular Program	Earmark	Fund Balance	LMIG	Total
July (Awarded)	\$33,756,098.99	\$298,297.01	\$0.00	\$0.00	\$34,054,396.00
August (Awarded)	\$41,769,176.87	\$327,206.00		\$0.00	\$42,096,382.87
September (Awarded)	\$50,814,213.00	\$562,438.00		\$0.00	\$51,376,651.00
October (Awarded)	\$28,598,741.25	\$805,487.00		\$921,418.00	\$30,325,646.25
November (Awarded)	\$57,141,070.00	\$1,912,012.00		\$311,852.00	\$59,364,934.00
December (Awarded)	\$26,644,591.00	\$0.00	\$0.00	\$6,537,106.00	\$33,181,697.00
January (Awarded)	\$40,648,469.39	\$0.00	\$0.00	\$4,016,872.61	\$44,665,342.00
February(Awarded)	\$26,554,409.68	\$0.00	\$22,807,892.00	\$8,768,013.00	\$58,130,314.68
March(Awarded)	\$14,203,810.00	\$0.00	\$32,440,636.00	\$16,109,450.00	\$62,753,896.00
April(Awarded)	\$54,215,542.69	\$2,147,868.31	\$32,440,636.00	\$5,429,469.00	\$94,233,516.00
May	\$87,691,129.31	\$1,124,874.96	\$68,443,926.87	\$0.00	\$157,259,931.14
June	\$80,620,008.45	\$465,253.94	\$49,267,514.72	\$0.00	\$130,352,777.11
July	\$281,301,354.71	\$10,411,971.11	\$14,238,206.58	\$0.00	\$305,951,532.40
August	\$120,959,315.43	\$4,971,940.00	\$0.00	\$0.00	\$125,931,255.43
September	\$81,809,816.33	\$1,239,140.00	\$1,542,993.21		\$84,591,949.54
Local Let Not Awarded					\$25,659,428.28
Total	\$1,026,727,747.10	\$24,266,488.33	\$221,181,805.38	\$42,094,180.61	\$1,339,929,649.70

As of May 13, 2011

FY 2011 Letting Report

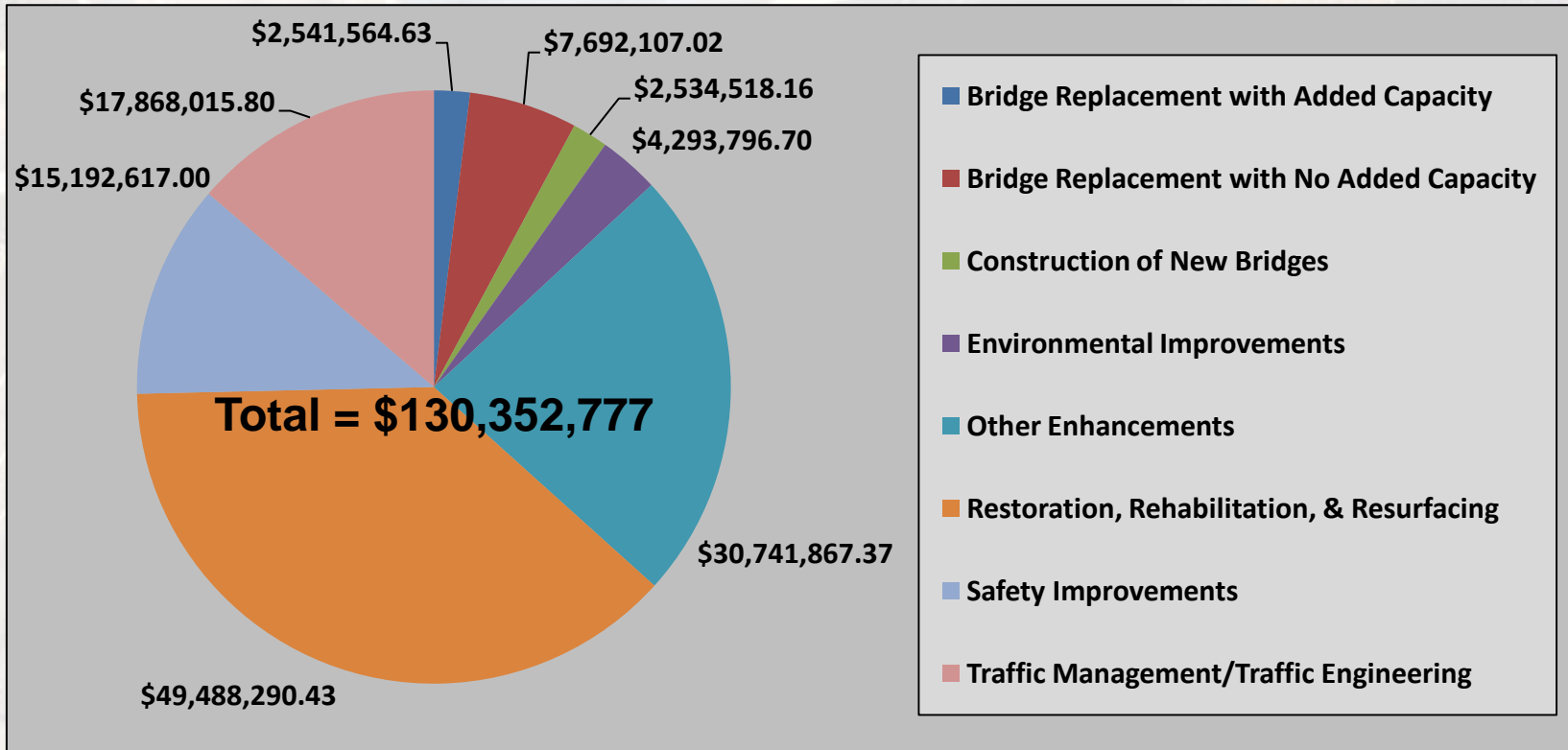
Number of Projects June 2011 Letting



As of May 13, 2011

FY 2011 Letting Report

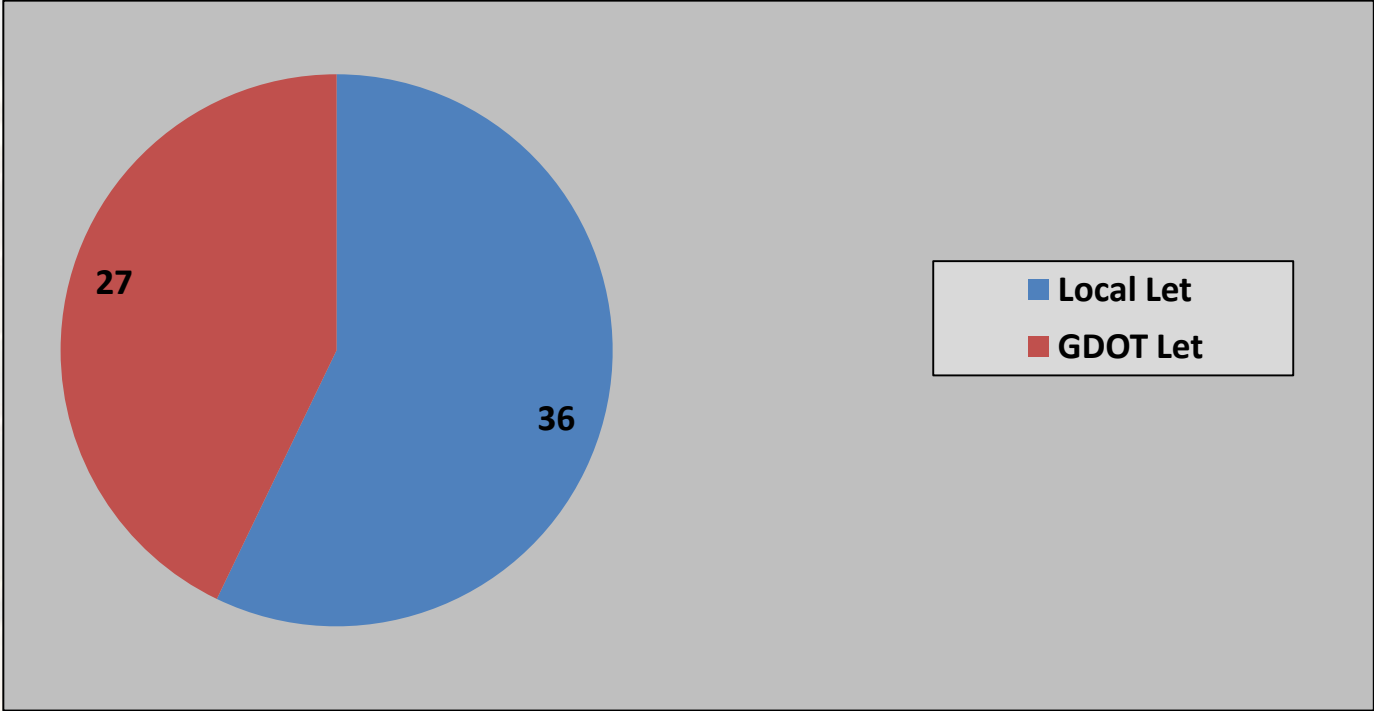
\$ of Projects June 2011 Letting



As of May 13, 2011

FY 2011 Letting Report

June 2011 Let Responsibility



As of May 13, 2011



GDOT Let Projects

District 11

Board Member:
Mr. Jeff Lewis

