

# June 2011 Letting Report on Projects

Gerald M. Ross, P.E.

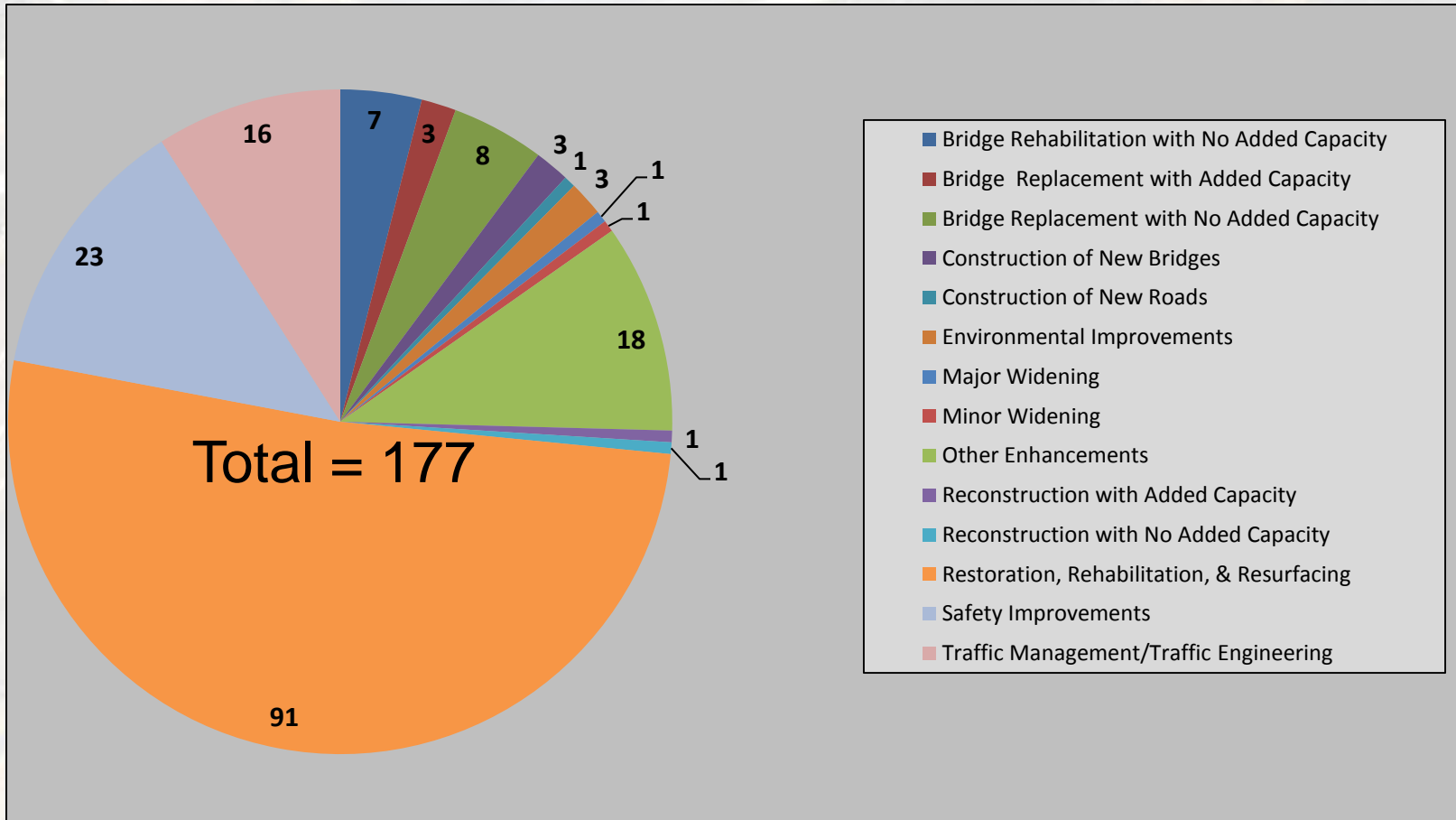
Chief Engineer/Deputy Commissioner

May 19, 2011



# FY 2011 Letting Report

## Total Number of Projects Awarded to Date

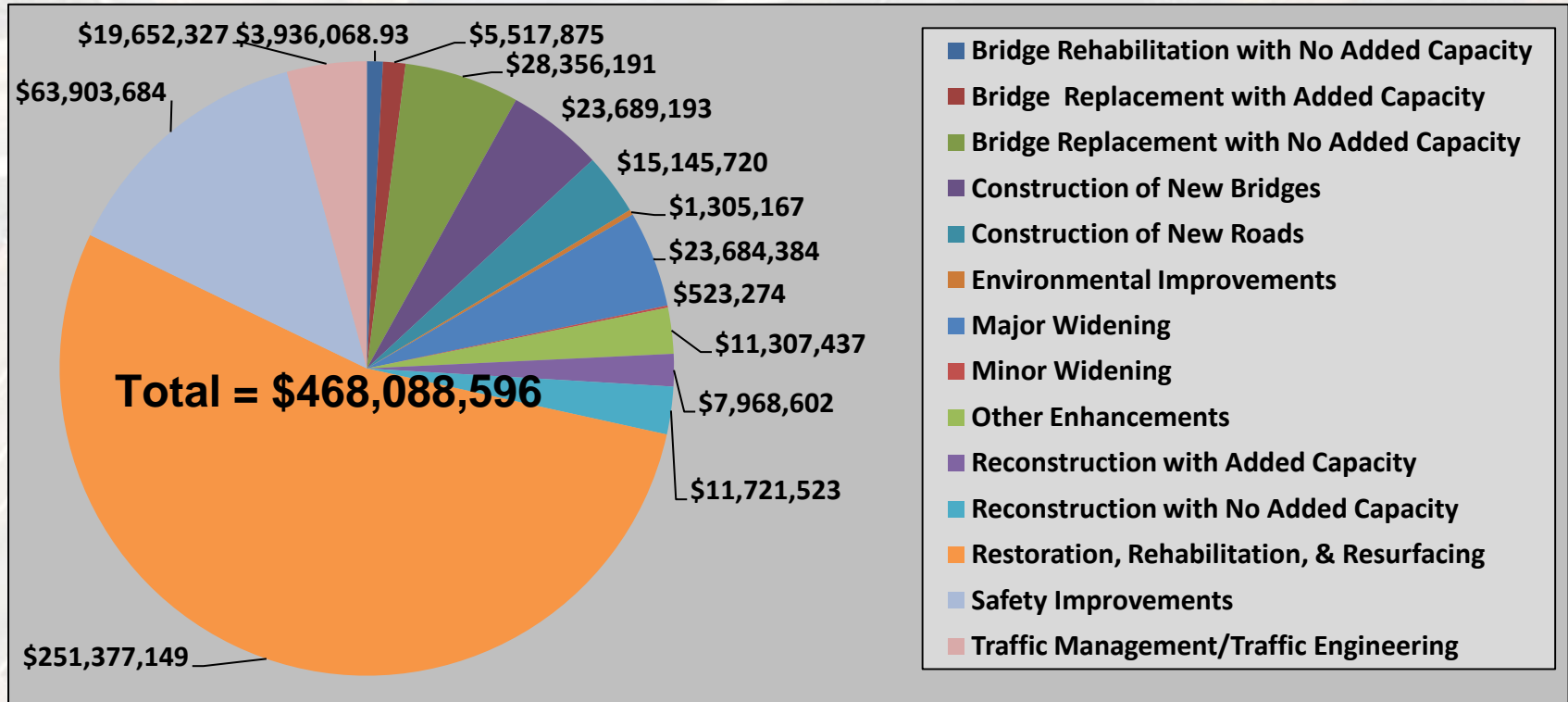


**Does not include 406 Local Maintenance and Improvement Grants (LMIG) Projects**

As of May 12, 2011

# FY 2011 Letting Report

## \$ of Projects Awarded Fiscal Year to Date



**Does not include \$42,094,180.37 - LMIG Projects**

As of May 12, 2011

# FY 2011 Letting Report

## April 2011 Letting Results

### Letting Presentation Information

30 Projects (11 Local Lets)

**\$144,132,917**

### Award Data

19 Projects Advertised

3 Deferred

16 Awarded

**\$92,856,424.78** Awarded

*Does not include LMIG Projects*

May 12, 2011

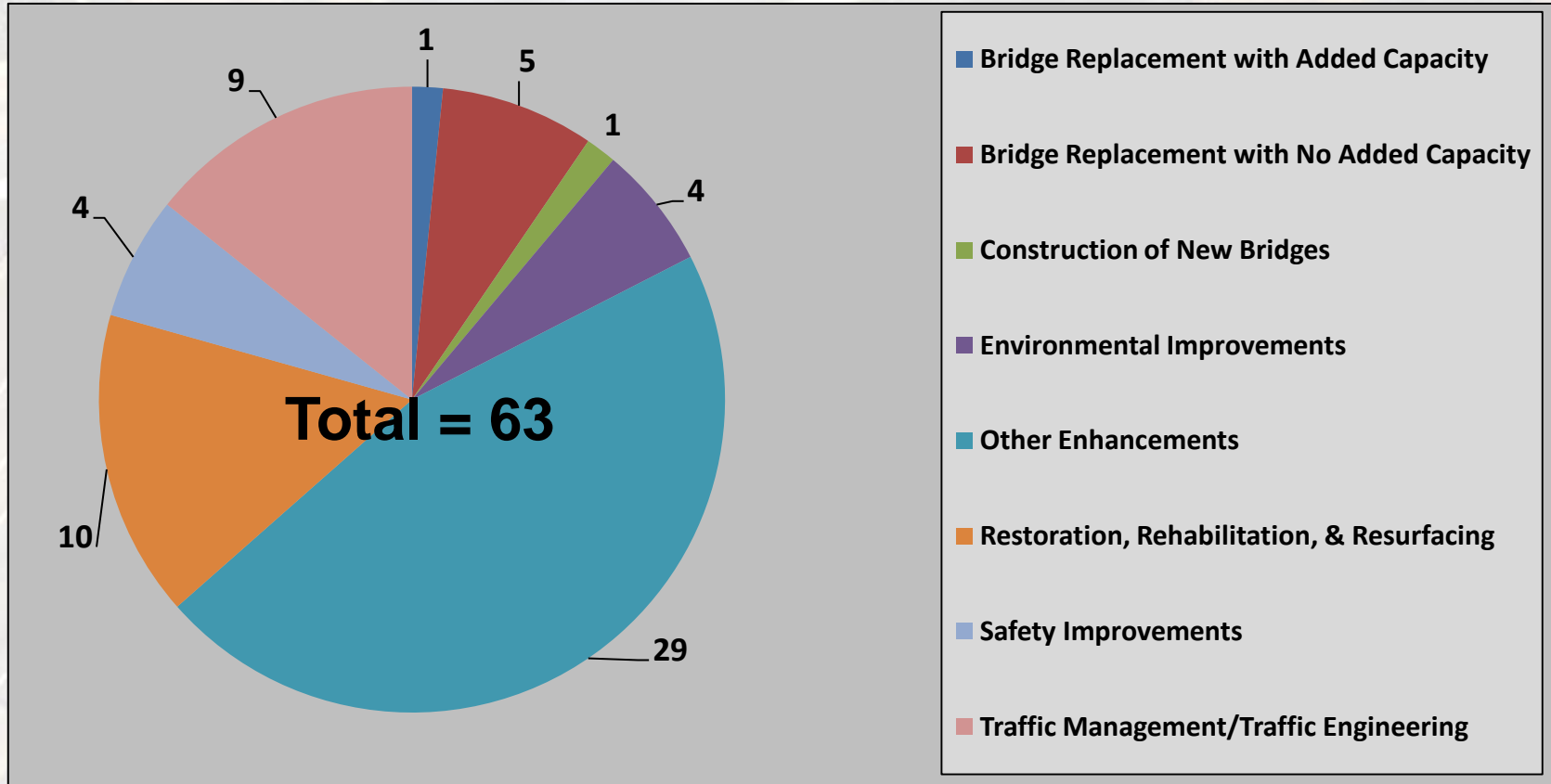
# Letting Report Summary

Month	Regular Program	Earmark	Fund Balance	LMIG	Total
July (Awarded)	\$33,756,098.99	\$298,297.01	\$0.00	\$0.00	\$34,054,396.00
August (Awarded)	\$41,769,176.87	\$327,206.00		\$0.00	\$42,096,382.87
September (Awarded)	\$50,814,213.00	\$562,438.00		\$0.00	\$51,376,651.00
October (Awarded)	\$28,598,741.25	\$805,487.00		\$921,418.00	\$30,325,646.25
November (Awarded)	\$57,141,070.00	\$1,912,012.00		\$311,852.00	\$59,364,934.00
December (Awarded)	\$26,644,591.00	\$0.00	\$0.00	\$6,537,106.00	\$33,181,697.00
January (Awarded)	\$40,648,469.39	\$0.00	\$0.00	\$4,016,872.61	\$44,665,342.00
February(Awarded)	\$26,554,409.68	\$0.00	\$22,807,892.00	\$8,768,013.00	\$58,130,314.68
March(Awarded)	\$14,203,810.00	\$0.00	\$32,440,636.00	\$16,109,450.00	\$62,753,896.00
April(Awarded)	\$54,215,542.69	\$2,147,868.31	\$32,440,636.00	\$5,429,469.00	\$94,233,516.00
May	\$87,691,129.31	\$1,124,874.96	\$68,443,926.87	\$0.00	\$157,259,931.14
June	\$80,620,008.45	\$465,253.94	\$49,267,514.72	\$0.00	\$130,352,777.11
July	\$281,301,354.71	\$10,411,971.11	\$14,238,206.58	\$0.00	\$305,951,532.40
August	\$120,959,315.43	\$4,971,940.00	\$0.00	\$0.00	\$125,931,255.43
September	\$81,809,816.33	\$1,239,140.00	\$1,542,993.21		\$84,591,949.54
Local Let Not Awarded					\$25,659,428.28
<b>Total</b>	<b>\$1,026,727,747.10</b>	<b>\$24,266,488.33</b>	<b>\$221,181,805.38</b>	<b>\$42,094,180.61</b>	<b>\$1,339,929,649.70</b>

As of May 13, 2011

# FY 2011 Letting Report

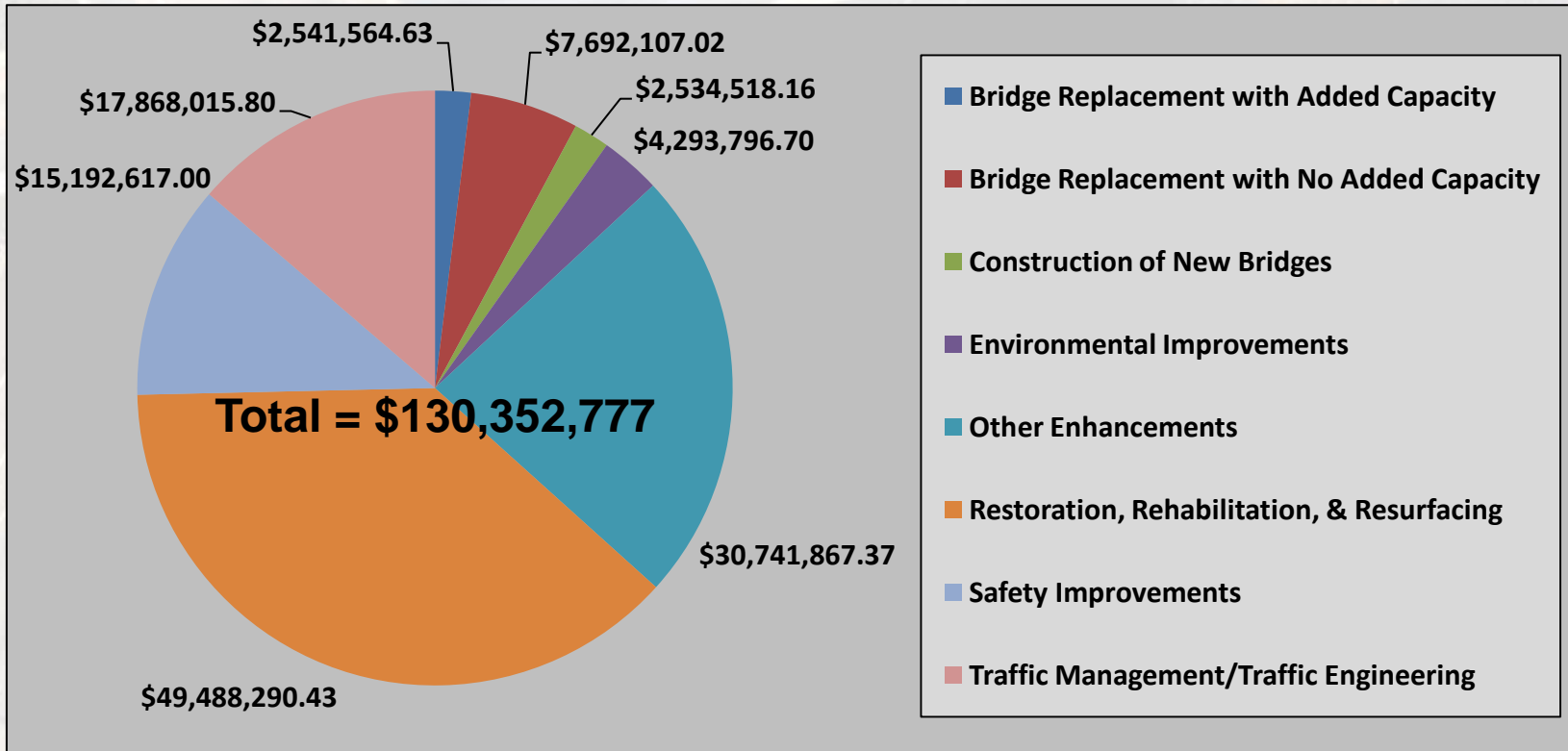
## Number of Projects June 2011 Letting



As of May 13, 2011

# FY 2011 Letting Report

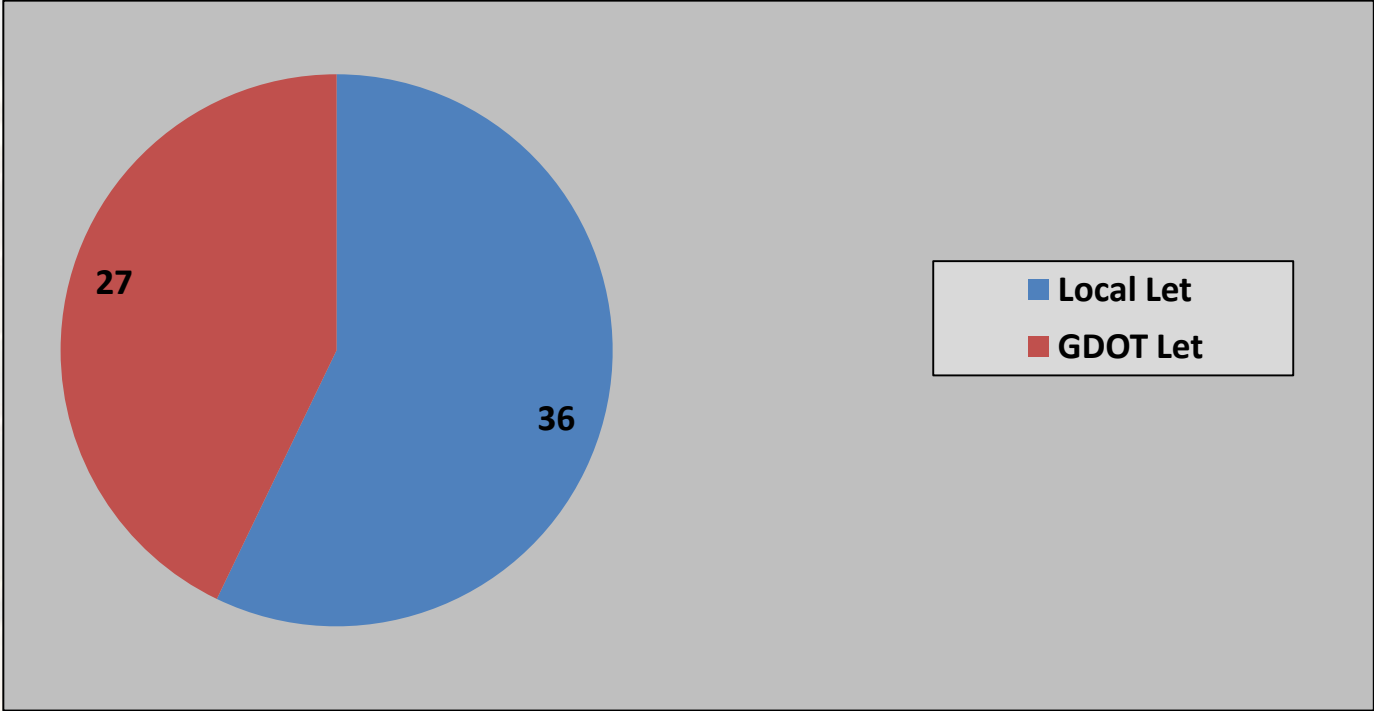
## \$ of Projects June 2011 Letting



As of May 13, 2011

# FY 2011 Letting Report

## June 2011 Let Responsibility



As of May 13, 2011



# GDOT Let Projects

# District 10

Board Member:  
Mr. Don Grantham

