

April 2011 Letting Report on Projects

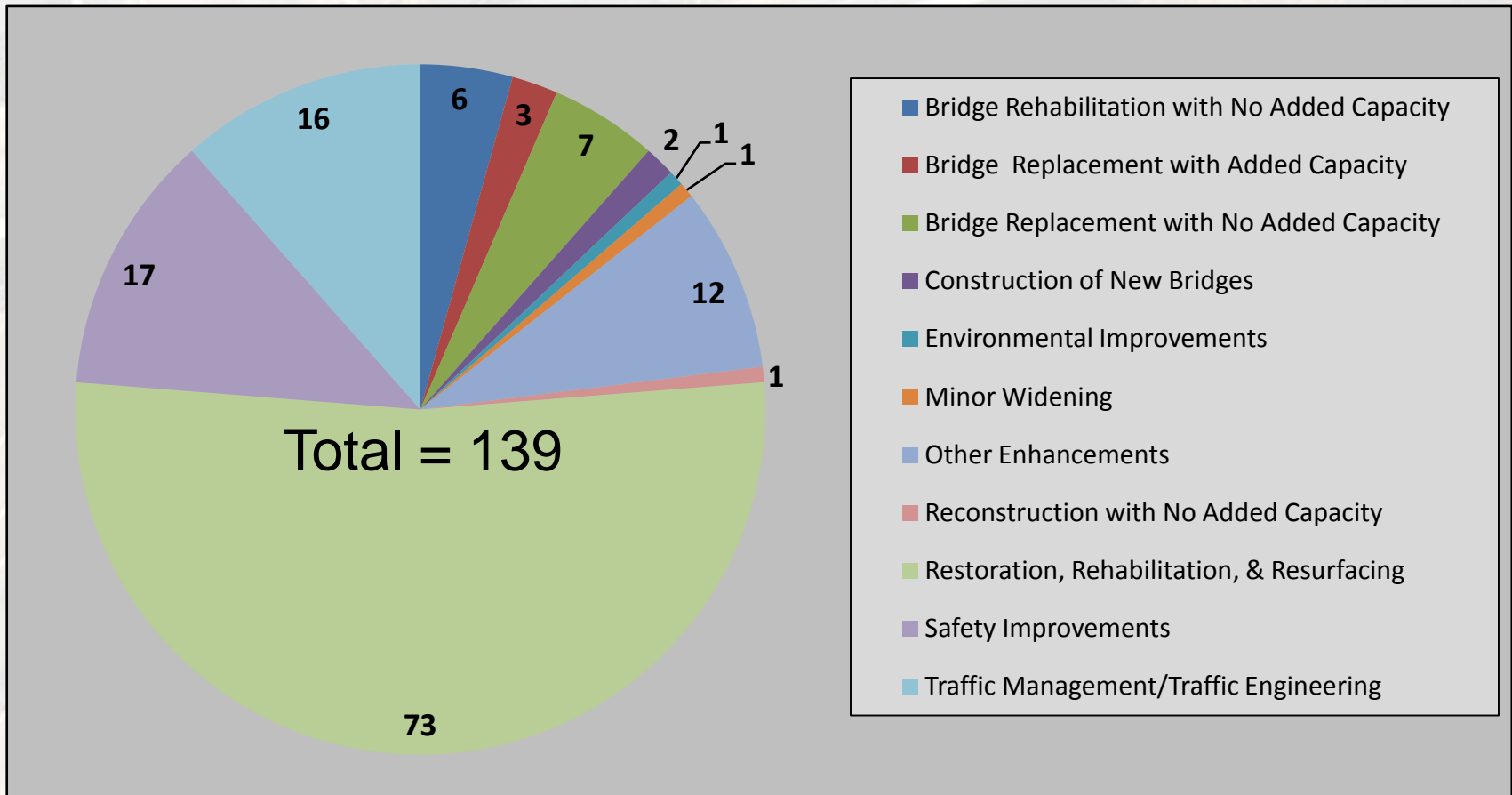
Office of Program Control

March 17, 2011



FY 2011 Letting Report

Total Number of Projects Awarded to Date

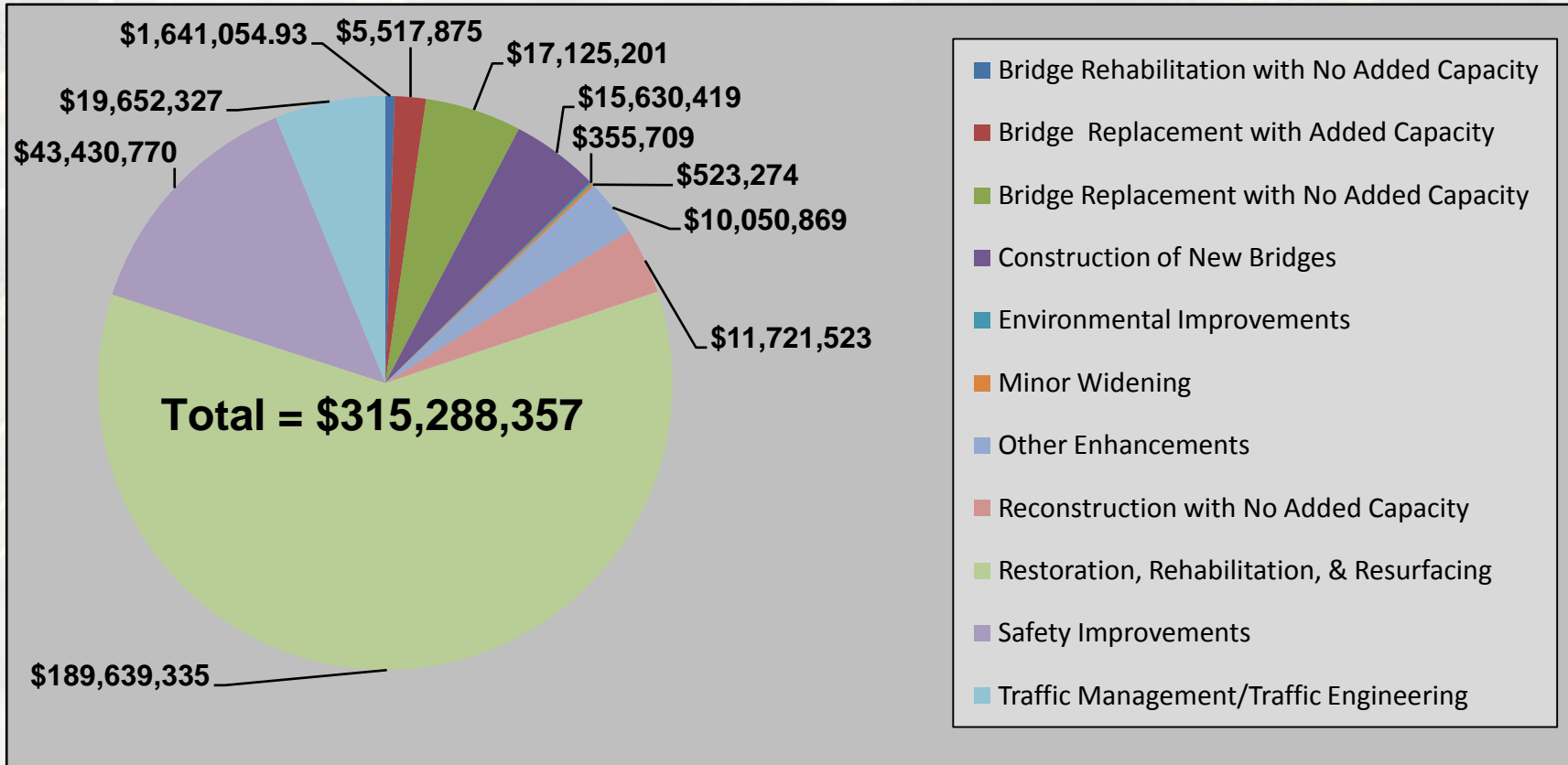


Does not include 104 Local Maintenance and Improvement Grants (LMIG) Projects

As of March 14, 2011

FY 2011 Letting Report

\$ of Projects Awarded Fiscal Year to Date



Does not include \$11,733,200 - LMIG Projects

As of March 14, 2011

FY 2011 Letting Report

February 2011 Letting Results

Letting Presentation Information

21 Projects (2 Local Lets)

\$57,429,935

Award Data

21 Projects Advertised

21 Projects Awarded

\$49,362,301.88 Awarded

Does not include LMIG Projects

As of March 14, 2011

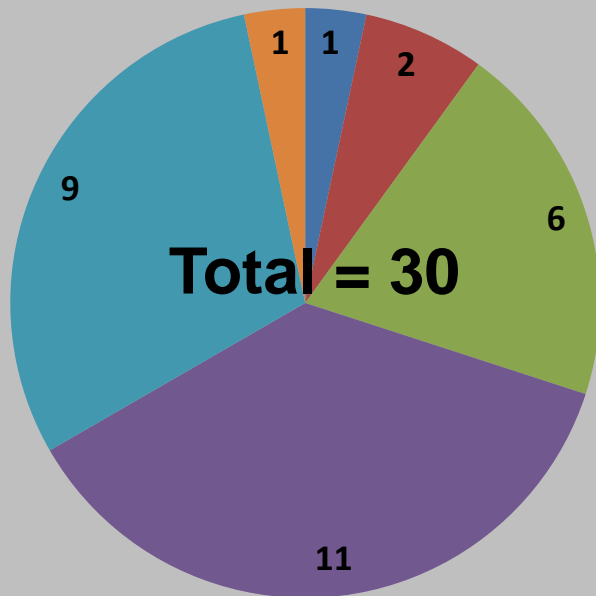
Letting Report Summary

Month	Regular Program	Earmark	Fund Balance	LMIG	Total
July (Awarded)	\$33,215,016.99	\$298,297.07	\$0.00	\$0.00	\$33,513,314.00
August (Awarded)	\$41,769,176.87	\$327,206.00	\$0.00	\$0.00	\$42,096,382.87
September (Awarded)	\$50,686,700.00	\$562,438.00	\$0.00	\$0.00	\$51,249,138.00
October (Awarded)	\$28,598,741.25	\$805,487.00	\$0.00	\$921,418.00	\$30,325,646.25
November (Awarded)	\$41,652,772.67	\$1,912,012.00	\$0.00	\$311,852.00	\$43,876,636.67
December (Awarded)	\$22,939,423.30	\$0.00	\$0.00	\$6,679,441.47	\$29,618,864.77
January (Awarded)	\$40,450,957.07	\$0.00	\$0.00	\$4,016,872.61	\$44,467,829.68
February (Awarded)	\$26,554,409.68	\$0.00	\$22,807,892.00	\$8,774,872.00	\$58,137,173.68
March	\$25,024,298.63	\$1,413,000.00	\$41,126,776.39	\$25,770,654.85	\$93,334,729.87
April	\$68,351,034.57	\$2,147,868.31	\$73,634,013.70	\$5,737,814.99	\$149,870,731.57
May	\$97,245,038.54	\$2,860,695.00	\$62,919,540.00	\$0.00	\$163,025,273.54
June	\$81,633,884.76	\$10,385,622.50	\$70,511,389.24	\$501,528.05	\$163,032,424.55
July	\$219,689,490.19	\$8,546,021.11	\$2,351,949.81	\$228,901.61	\$230,816,362.72
August	\$91,220,330.08	\$5,253,158.75	\$0.00	\$0.00	\$96,473,488.83
September	\$194,969,152.53	\$0.00	\$0.00	\$0.00	\$194,969,152.53
Local Let Not Awarded					\$35,662,188.00
Total	\$1,064,000,427.13	\$34,511,805.68	\$273,351,561.14	\$52,943,355.58	\$1,460,469,337.53

As of March 14, 2011

FY 2011 Letting Report

Number of Projects April 2011 Letting



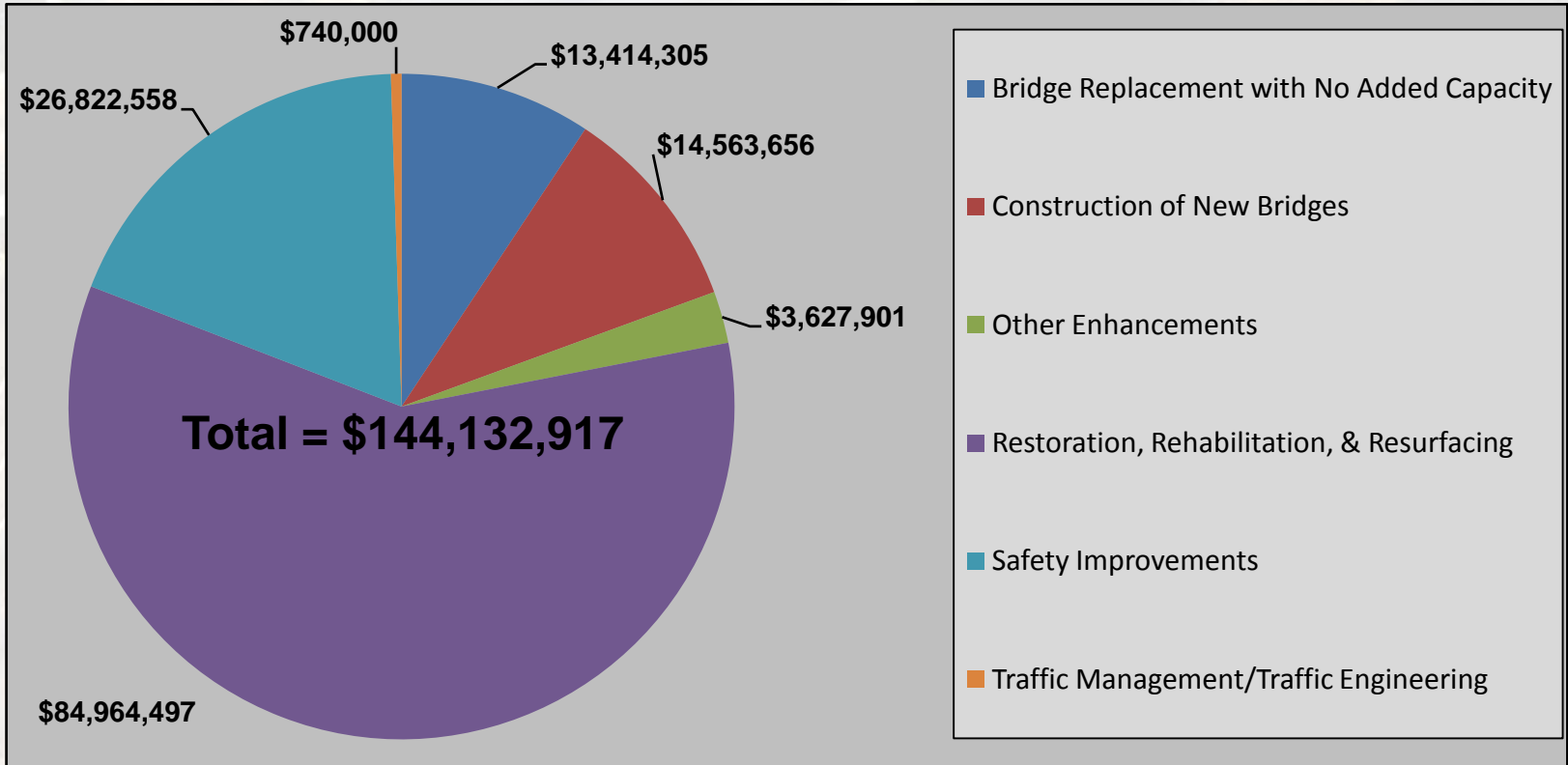
- Bridge Replacement with No Added Capacity
- Construction of New Bridges
- Other Enhancements
- Restoration, Rehabilitation, & Resurfacing
- Safety Improvements
- Traffic Management/Traffic Engineering

Does not include 41 Local Maintenance and Improvement Grant Projects (LMIG)

As of March 14, 2011

FY 2011 Letting Report

\$ of Projects April 2011 Letting

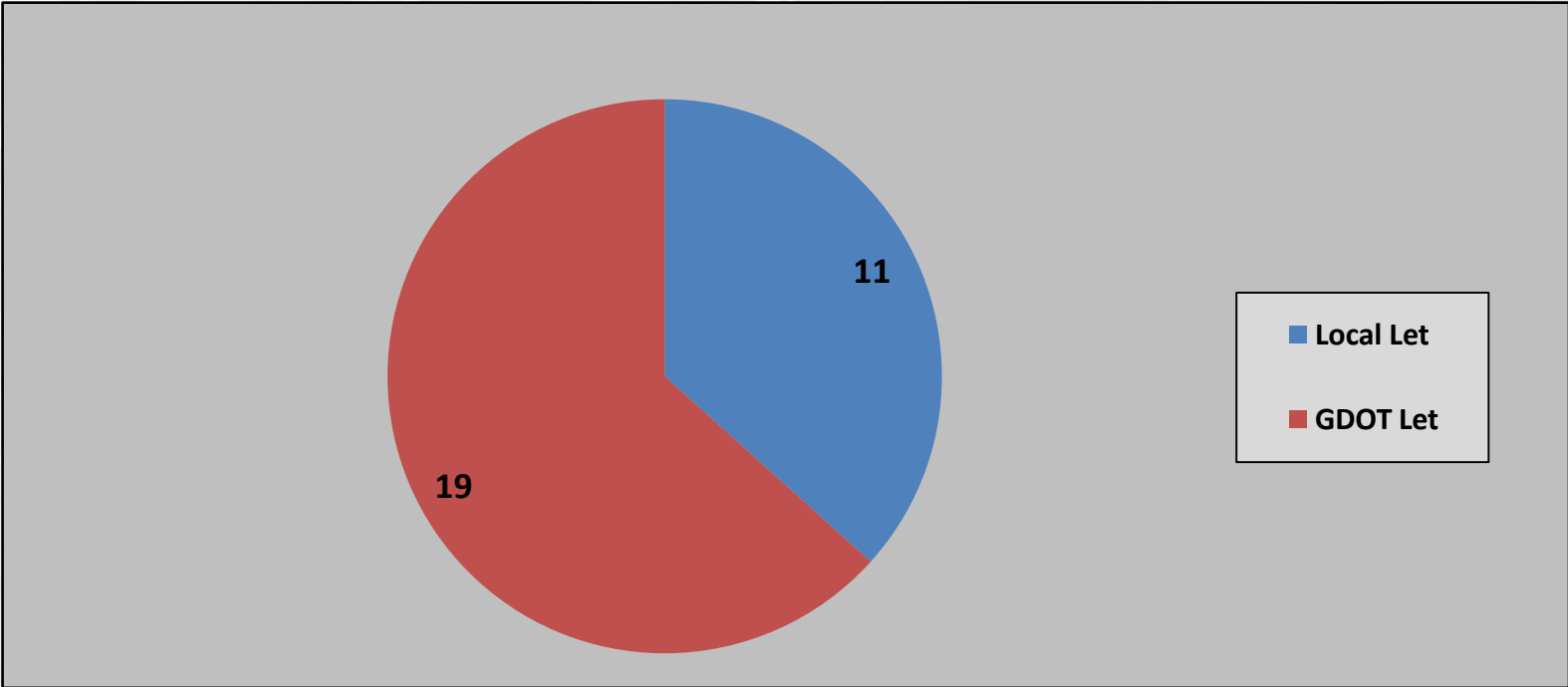


NOTE: Total does not include \$5,755,468 LMIG projects

As of March 14, 2011

FY 2011 Letting Report

April 2011 Let Responsibility



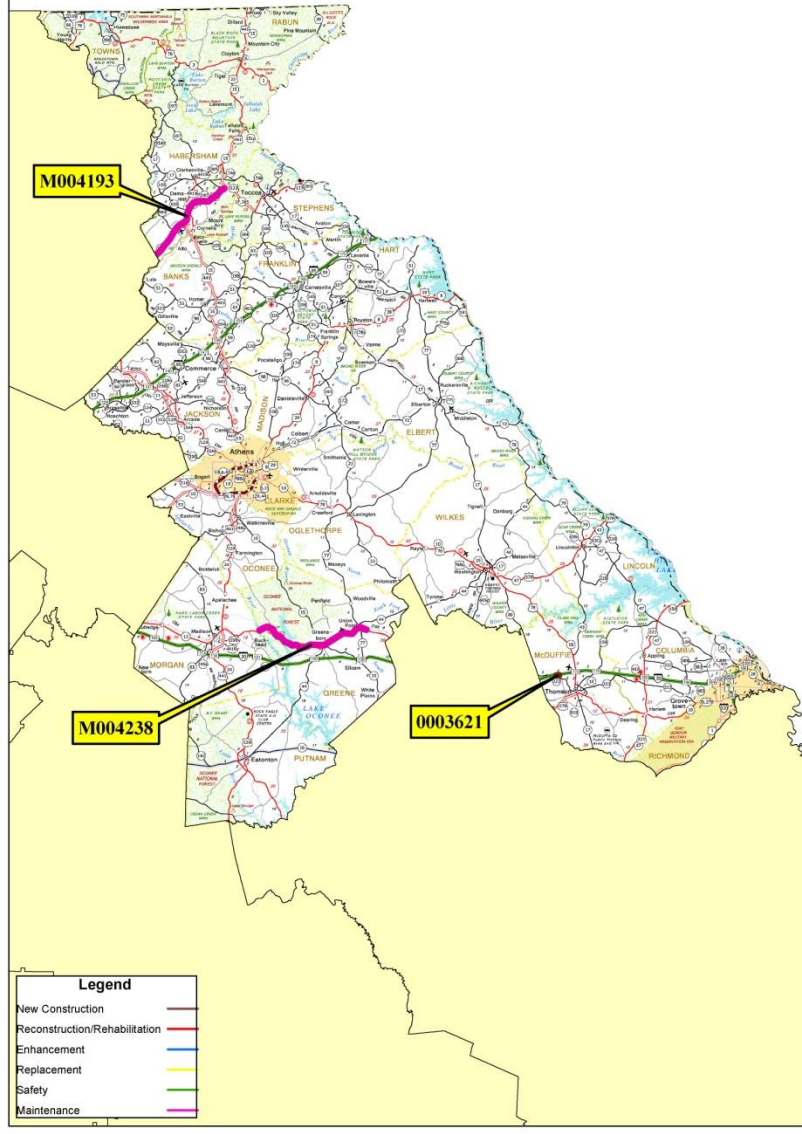
As of March 14, 2011



GDOT Let Projects

District 10

Board Member:
Mr. Don Grantham



I-20 New Interchange at C.R. 21/Three Points Road, Interchange, McDuffie County
P.I. #: 0003621
Congressional District 10

