

# July 2011 Letting Report on Projects

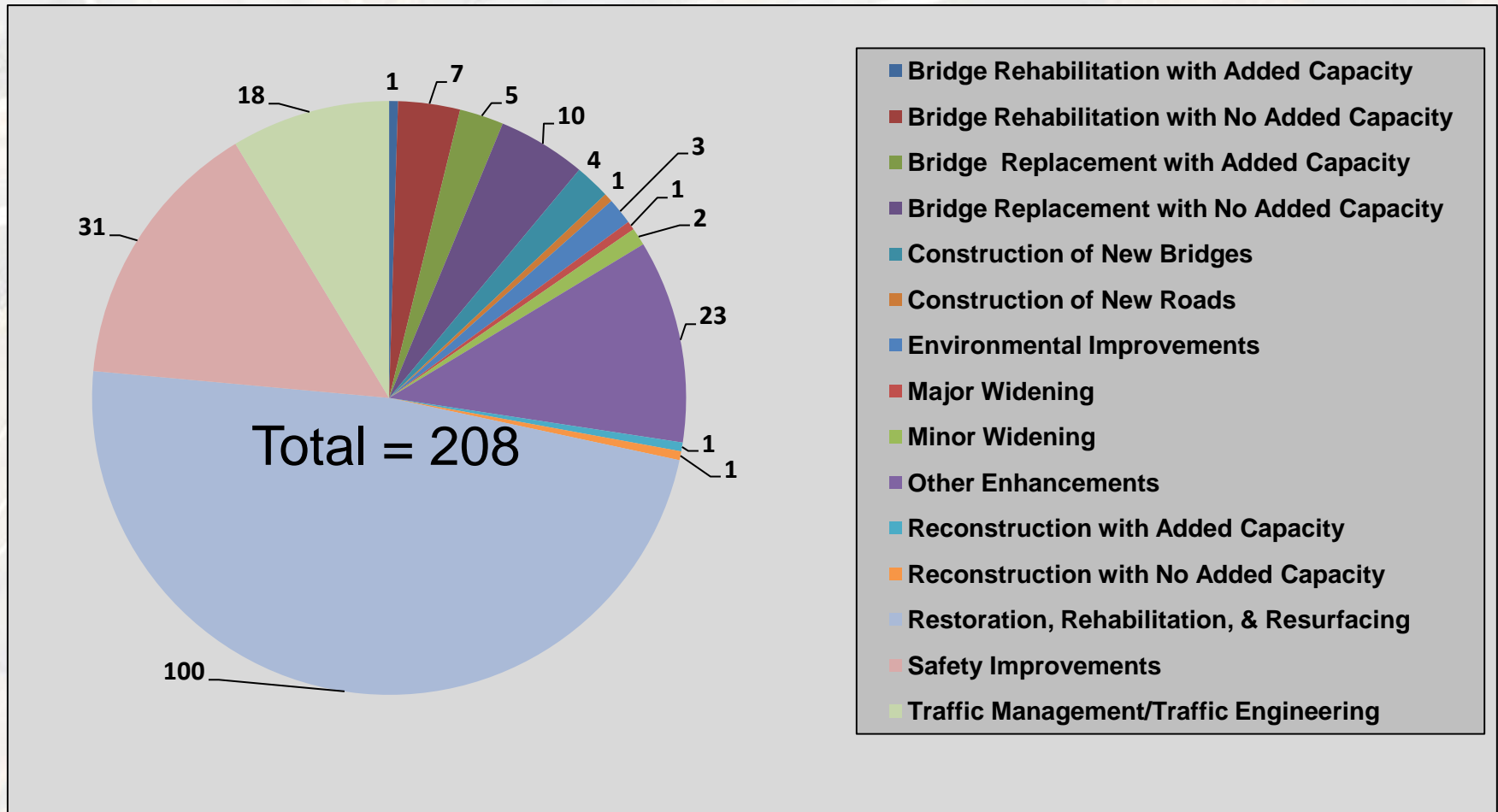
Office of Program Control

June 16, 2011



# FY 2011 Letting Report

## Total Number of Projects Awarded to Date

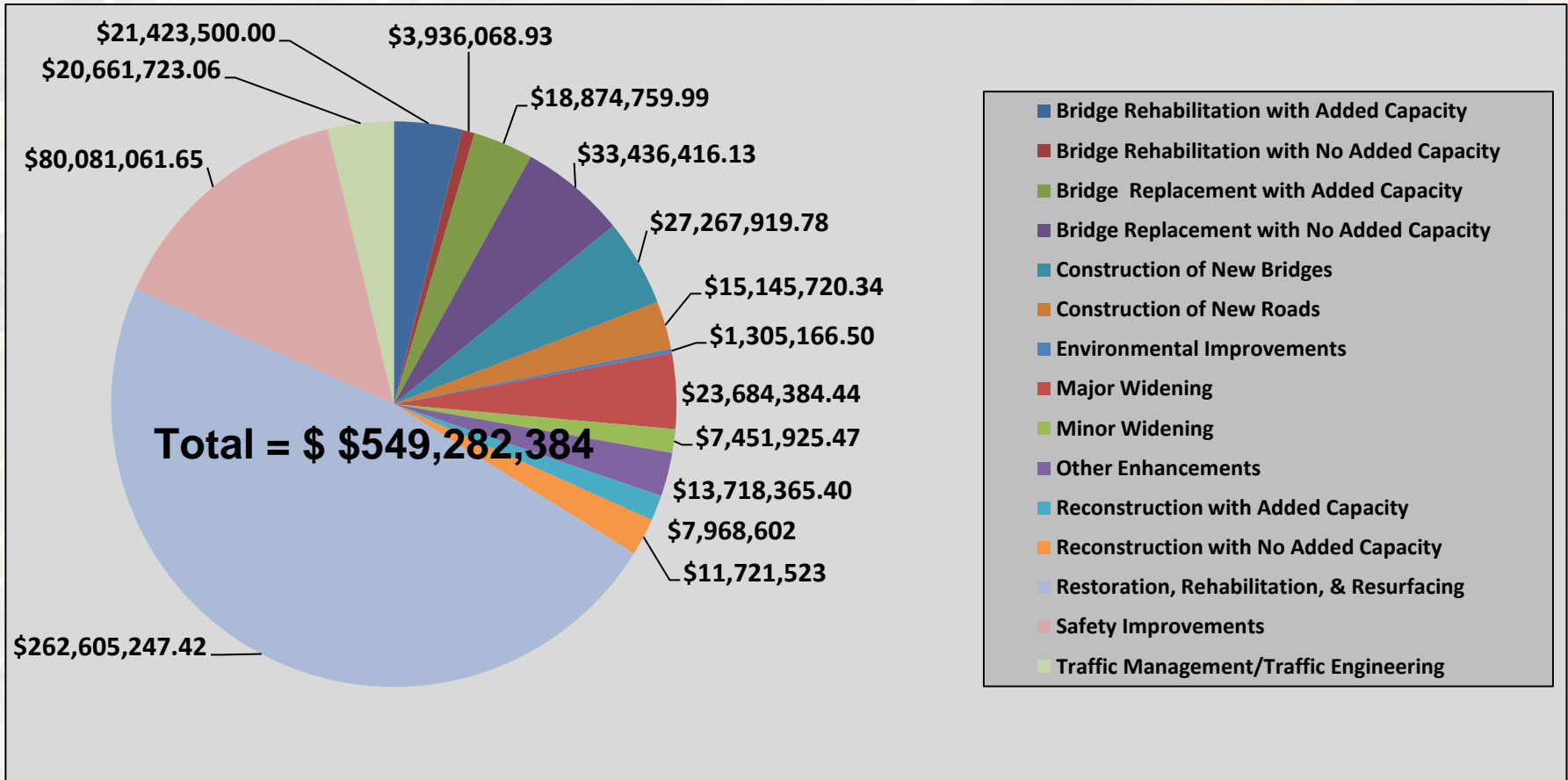


**Does not include 406 Local Maintenance and Improvement Grants (LMIG) Projects**

As of June 10, 2011

# FY 2011 Letting Report

## \$ of Projects Awarded Fiscal Year to Date



**Does not include \$42,094,180.37 - LMIG Projects**

As of June 10, 2011

# FY 2011 Letting Report

## May 2011 Letting Results

### Letting Presentation Information

33 Projects (9 Local Lets)

**\$157,259,931**

### Award Data

24 Projects Advertised

1 Deferred

23 Awarded

**\$108,508,243.63** Awarded

June 10, 2011

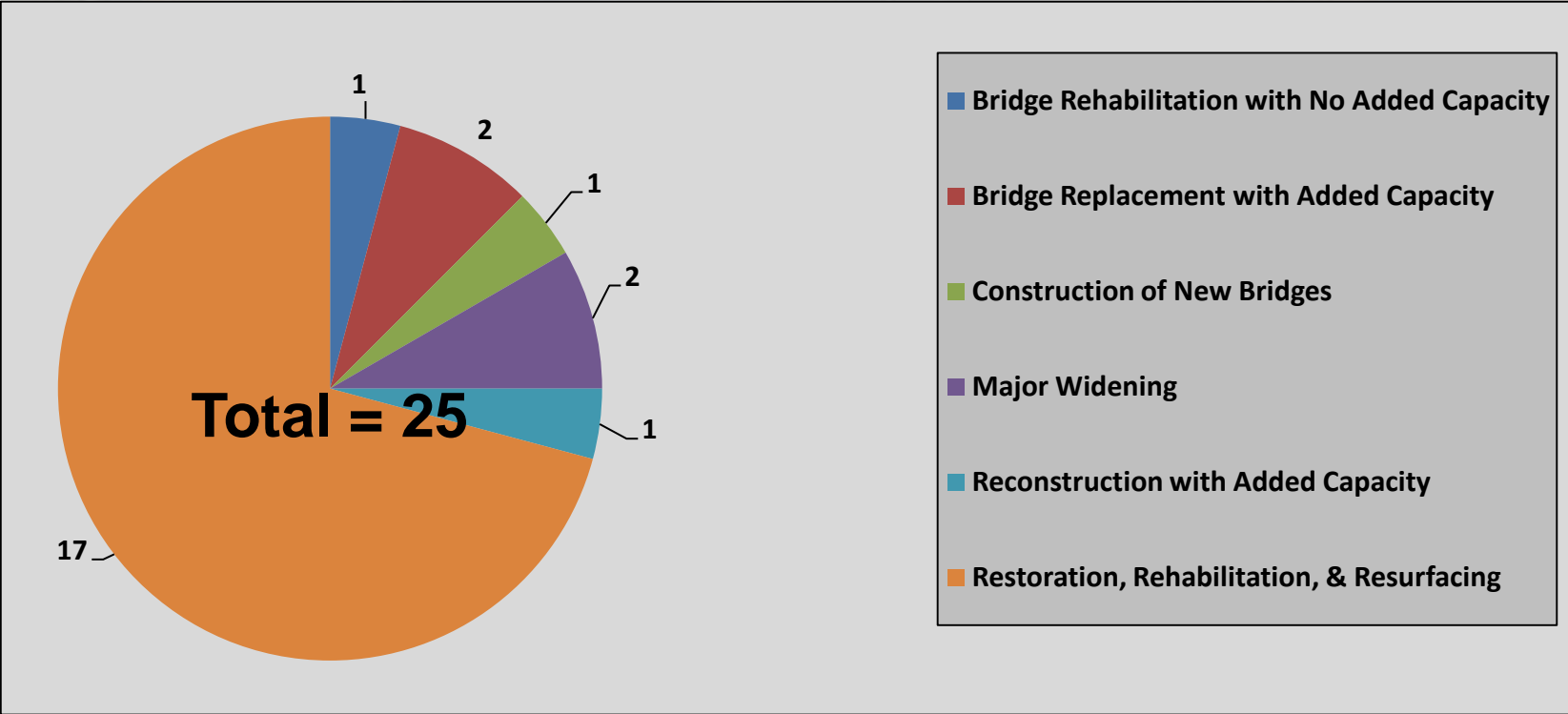
# Letting Report Summary

Month	Regular Program	Earmark	Fund Balance	LMIG	Total
July (Awarded)	\$33,756,098.99	\$298,297.01	\$0.00	\$0.00	\$34,054,396.00
August (Awarded)	\$41,769,176.87	\$327,206.00		\$0.00	\$42,096,382.87
September (Awarded)	\$50,814,213.00	\$562,438.00		\$0.00	\$51,376,651.00
October (Awarded)	\$28,598,741.25	\$805,487.00		\$921,418.00	\$30,325,646.25
November (Awarded)	\$57,141,070.00	\$1,912,012.00		\$311,852.00	\$59,364,934.00
December (Awarded)	\$26,644,591.00	\$0.00	\$0.00	\$6,537,106.00	\$33,181,697.00
January (Awarded)	\$40,648,469.39	\$0.00	\$0.00	\$4,016,872.61	\$44,665,342.00
February(Awarded)	\$26,554,409.68	\$0.00	\$22,807,892.00	\$8,768,013.00	\$58,130,314.68
March(Awarded)	\$14,203,810.00	\$0.00	\$32,440,636.00	\$16,109,450	\$62,753,896.00
April(Awarded)	\$54,215,542.69	\$2,147,868.31	\$32,440,636.00	\$5,429,469.00	\$94,233,516.00
May (Awarded)	\$64,151,943.64	\$1,124,874.96	\$43,231,425.21	\$0.00	\$108,508,243.81
June	\$80,620,008.45	\$465,253.94	\$49,267,514.72	\$0.00	\$130,352,777.11
July	\$157,809,207.00	\$3,398,021.11	\$2,351,949.81	\$0.00	\$163,559,177.92
August	\$258,660,281.83	\$7,521,940.00	\$0.00	\$1,458,850.35	\$267,641,072.18
September	\$87,784,180.33	\$1,356,945.00	\$1,542,993.21		\$90,684,118.54
Local Let Not Awarded					\$3,282,461.56
<b>Total</b>	<b>\$1,023,371,744.12</b>	<b>\$19,920,343.33</b>	<b>\$184,083,046.95</b>	<b>\$43,553,030.96</b>	<b>\$1,274,210,626.92</b>

As of June 10, 2011

# FY 2012 Letting Report

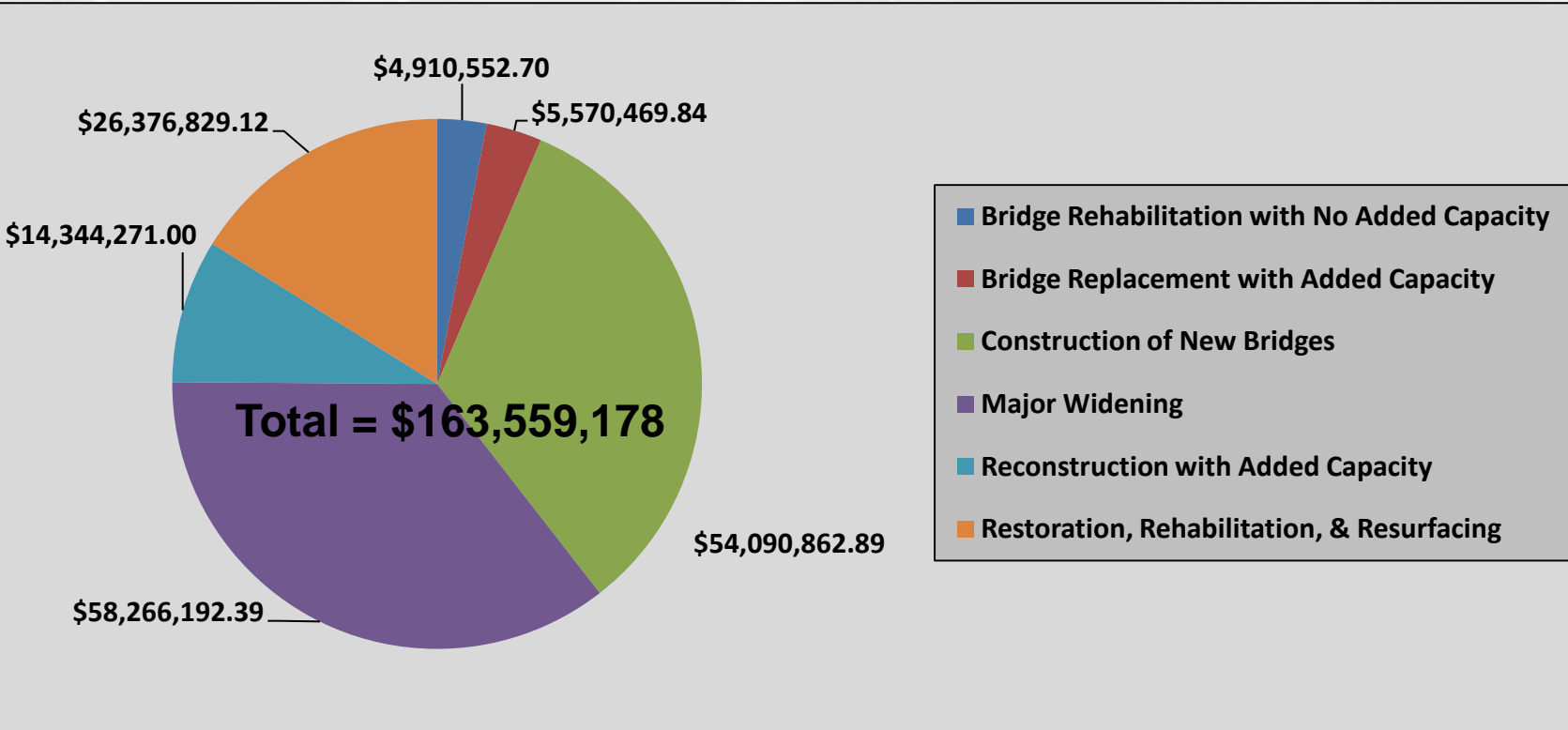
## Number of Projects July 2011 Letting



As of June 10, 2011

# FY 2012 Letting Report

## \$ of Projects July 2011 Letting



As of June 10, 2011



# GDOT Let Projects

# District 2

Board Member:  
Mr. Johnny Floyd

