

July 2011 Letting Report on Projects

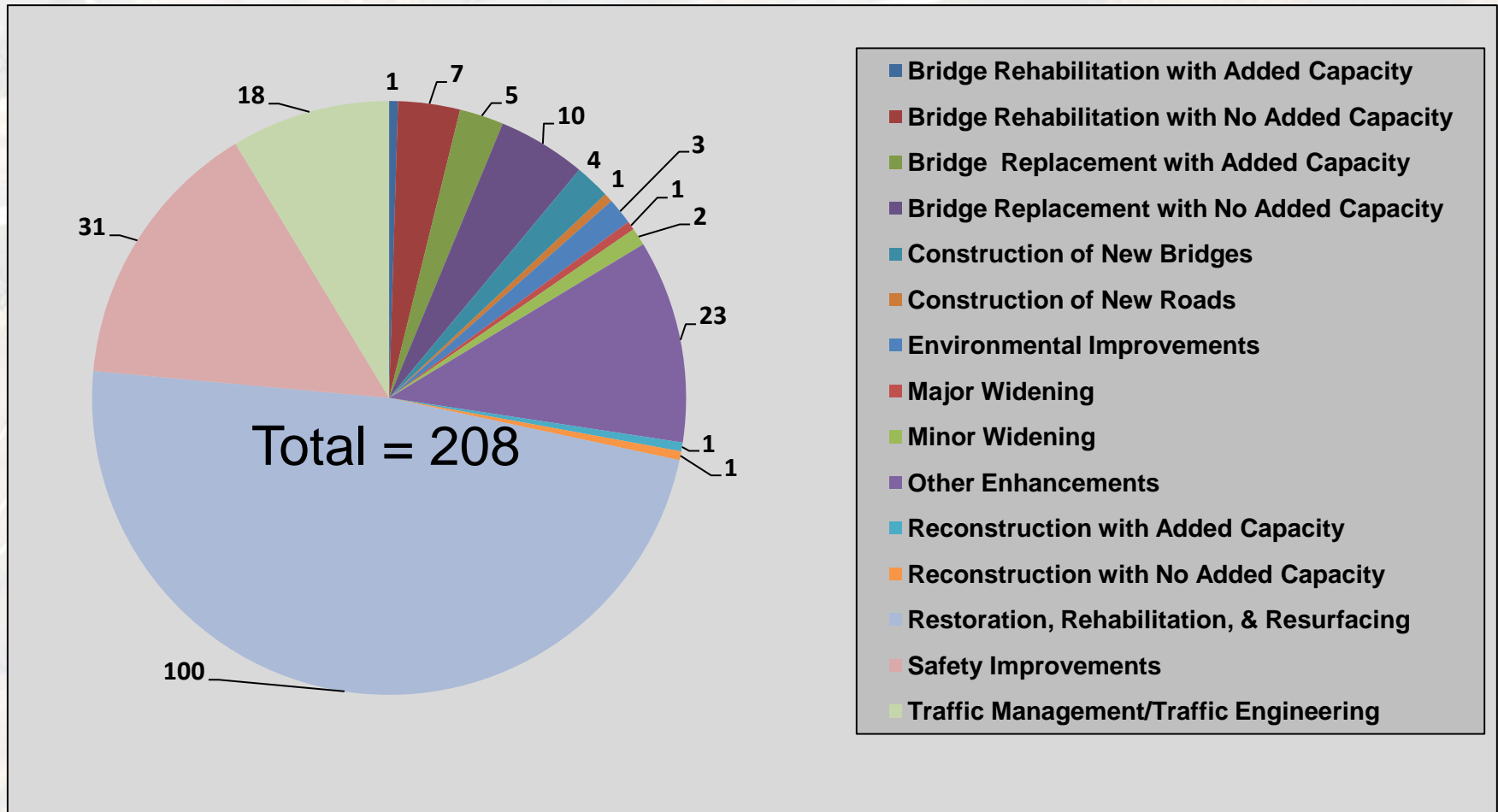
Office of Program Control

June 16, 2011



FY 2011 Letting Report

Total Number of Projects Awarded to Date

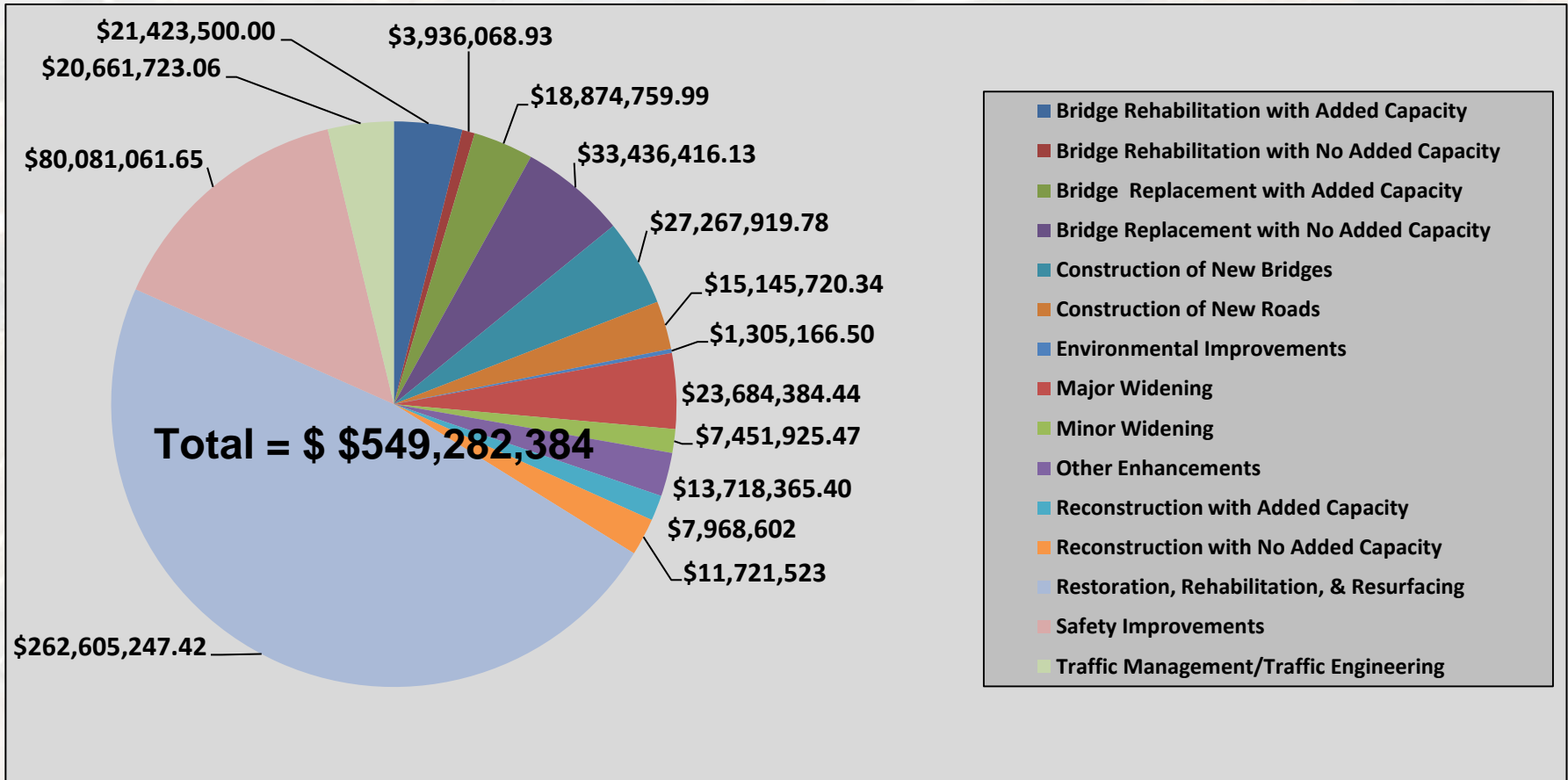


Does not include 406 Local Maintenance and Improvement Grants (LMIG) Projects

As of June 10, 2011

FY 2011 Letting Report

\$ of Projects Awarded Fiscal Year to Date



Does not include \$42,094,180.37 - LMIG Projects

As of June 10, 2011

FY 2011 Letting Report

May 2011 Letting Results

Letting Presentation Information

33 Projects (9 Local Lets)

\$157,259,931

Award Data

24 Projects Advertised

1 Deferred

23 Awarded

\$108,508,243.63 Awarded

June 10, 2011

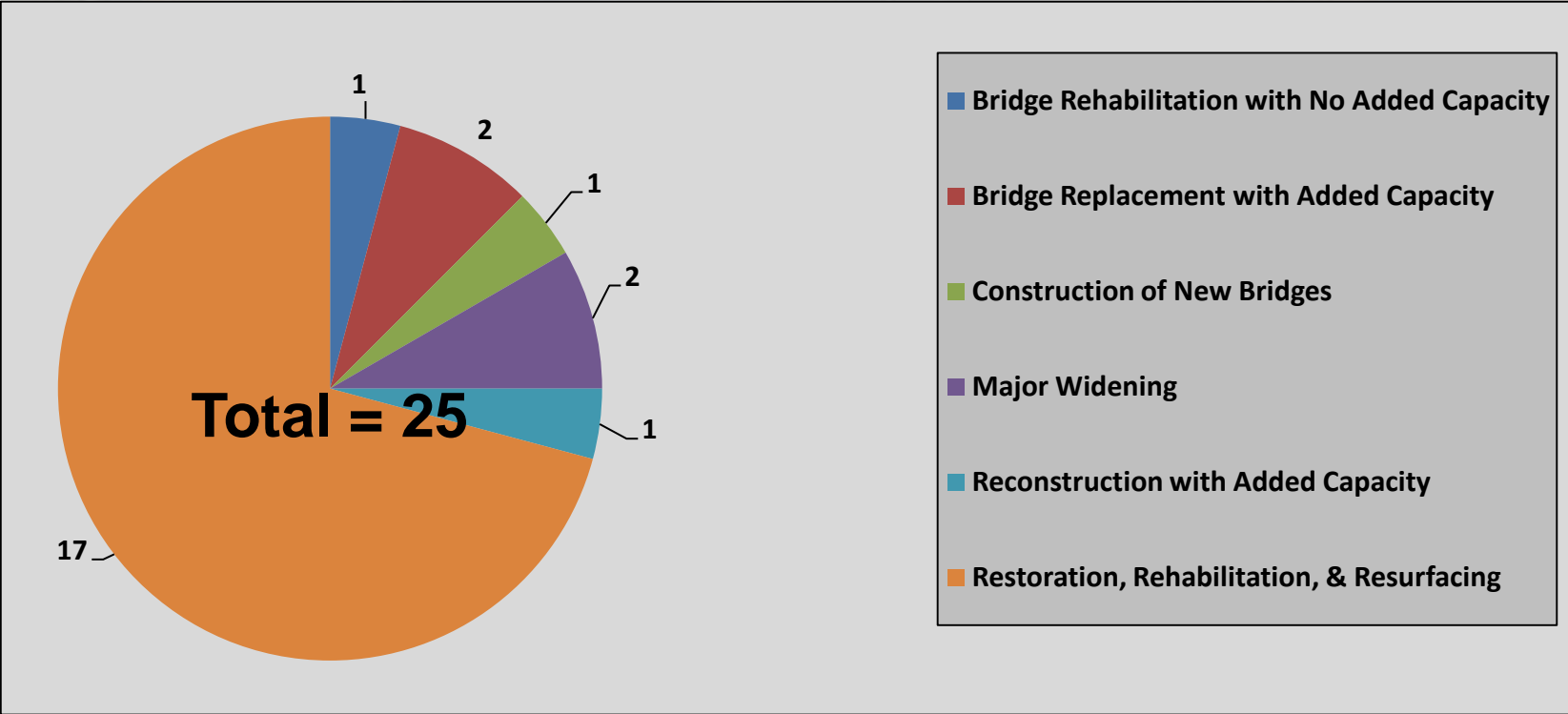
Letting Report Summary

Month	Regular Program	Earmark	Fund Balance	LMIG	Total
July (Awarded)	\$33,756,098.99	\$298,297.01	\$0.00	\$0.00	\$34,054,396.00
August (Awarded)	\$41,769,176.87	\$327,206.00		\$0.00	\$42,096,382.87
September (Awarded)	\$50,814,213.00	\$562,438.00		\$0.00	\$51,376,651.00
October (Awarded)	\$28,598,741.25	\$805,487.00		\$921,418.00	\$30,325,646.25
November (Awarded)	\$57,141,070.00	\$1,912,012.00		\$311,852.00	\$59,364,934.00
December (Awarded)	\$26,644,591.00	\$0.00	\$0.00	\$6,537,106.00	\$33,181,697.00
January (Awarded)	\$40,648,469.39	\$0.00	\$0.00	\$4,016,872.61	\$44,665,342.00
February(Awarded)	\$26,554,409.68	\$0.00	\$22,807,892.00	\$8,768,013.00	\$58,130,314.68
March(Awarded)	\$14,203,810.00	\$0.00	\$32,440,636.00	\$16,109,450	\$62,753,896.00
April(Awarded)	\$54,215,542.69	\$2,147,868.31	\$32,440,636.00	\$5,429,469.00	\$94,233,516.00
May (Awarded)	\$64,151,943.64	\$1,124,874.96	\$43,231,425.21	\$0.00	\$108,508,243.81
June	\$80,620,008.45	\$465,253.94	\$49,267,514.72	\$0.00	\$130,352,777.11
July	\$157,809,207.00	\$3,398,021.11	\$2,351,949.81	\$0.00	\$163,559,177.92
August	\$258,660,281.83	\$7,521,940.00	\$0.00	\$1,458,850.35	\$267,641,072.18
September	\$87,784,180.33	\$1,356,945.00	\$1,542,993.21		\$90,684,118.54
Local Let Not Awarded					\$3,282,461.56
Total	\$1,023,371,744.12	\$19,920,343.33	\$184,083,046.95	\$43,553,030.96	\$1,274,210,626.92

As of June 10, 2011

FY 2012 Letting Report

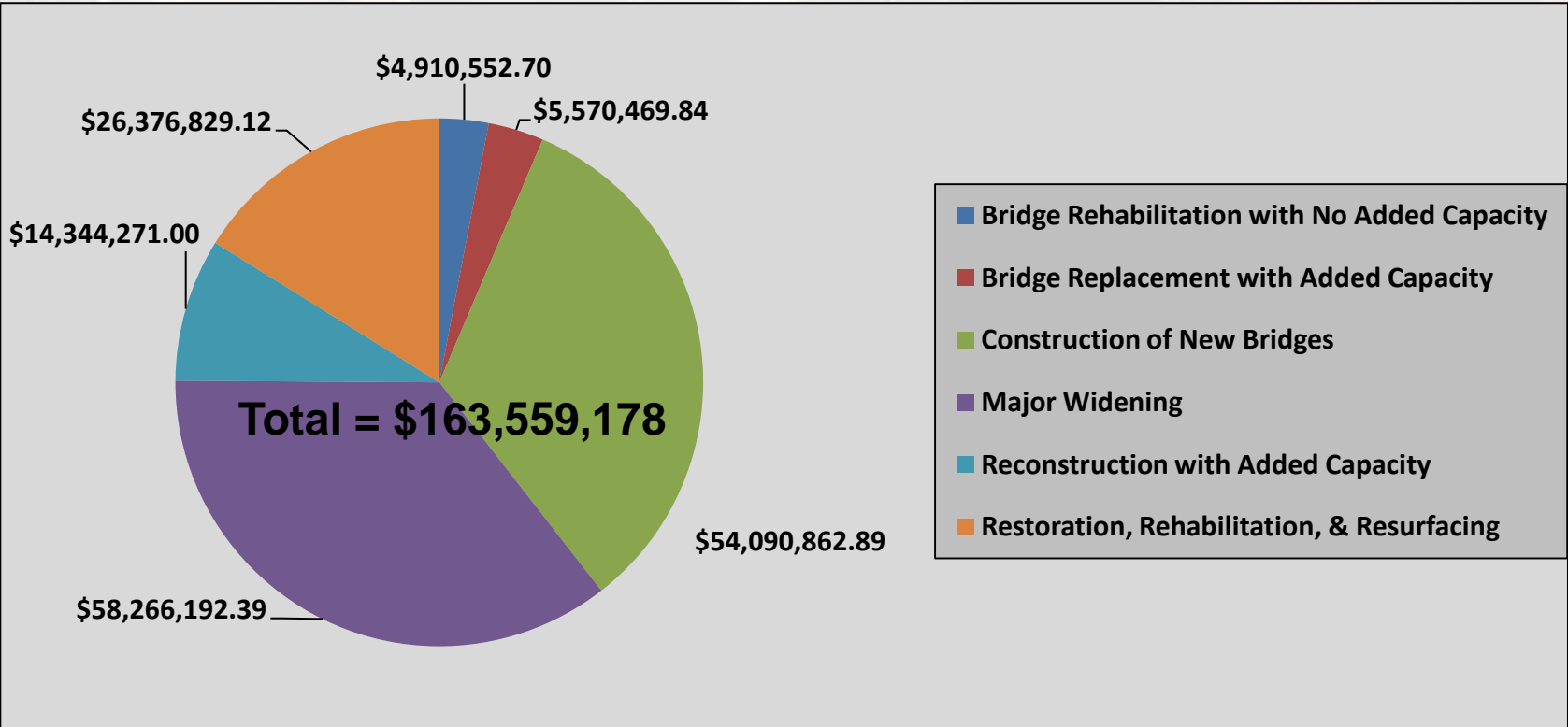
Number of Projects July 2011 Letting



As of June 10, 2011

FY 2012 Letting Report

\$ of Projects July 2011 Letting



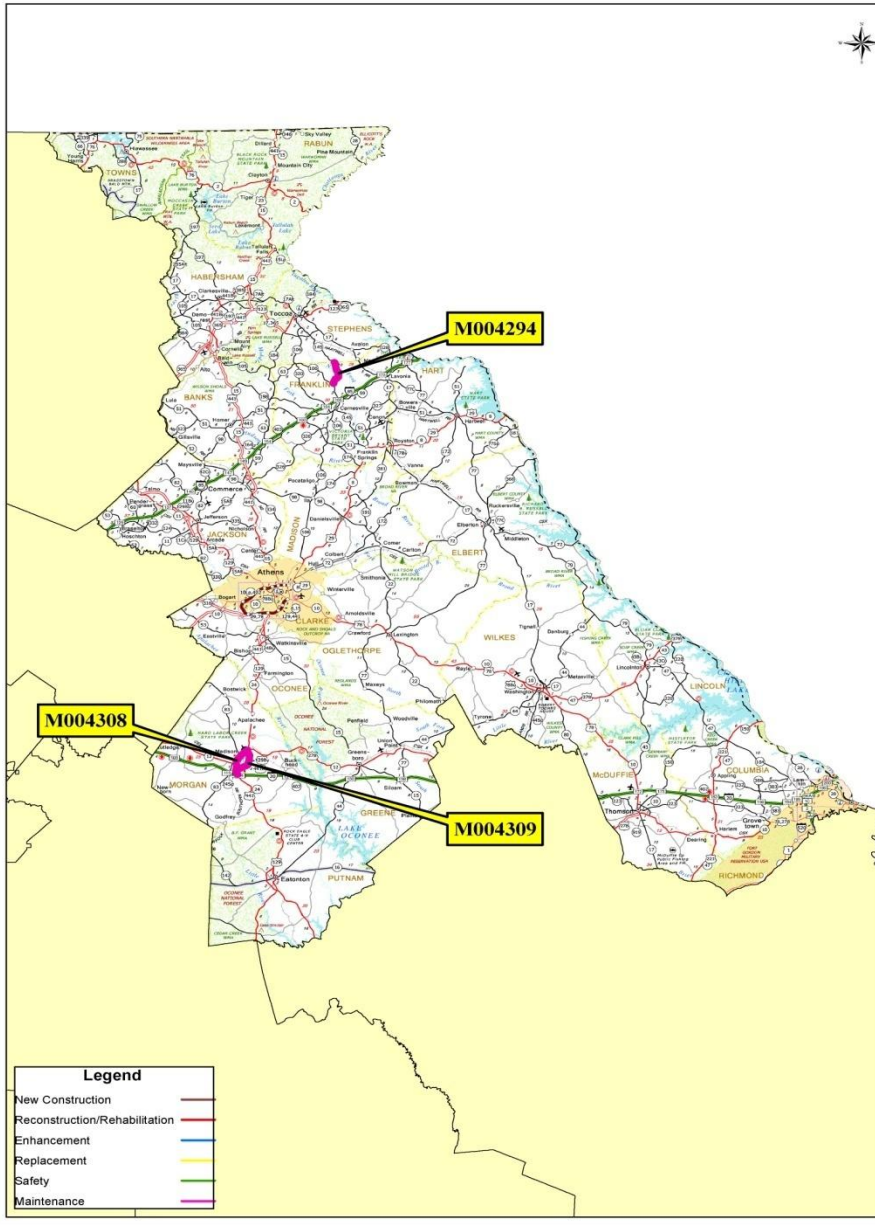
As of June 10, 2011



GDOT Let Projects

District 10

Board Member:
Mr. Don Grantham



Legend	
New Construction	Red line
Reconstruction/Rehabilitation	Orange line
Enhancement	Blue line
Replacement	Yellow line
Safety	Green line
Maintenance	Pink line