

# August 2011 Letting Report on Projects

**Gerald M. Ross, P.E.**

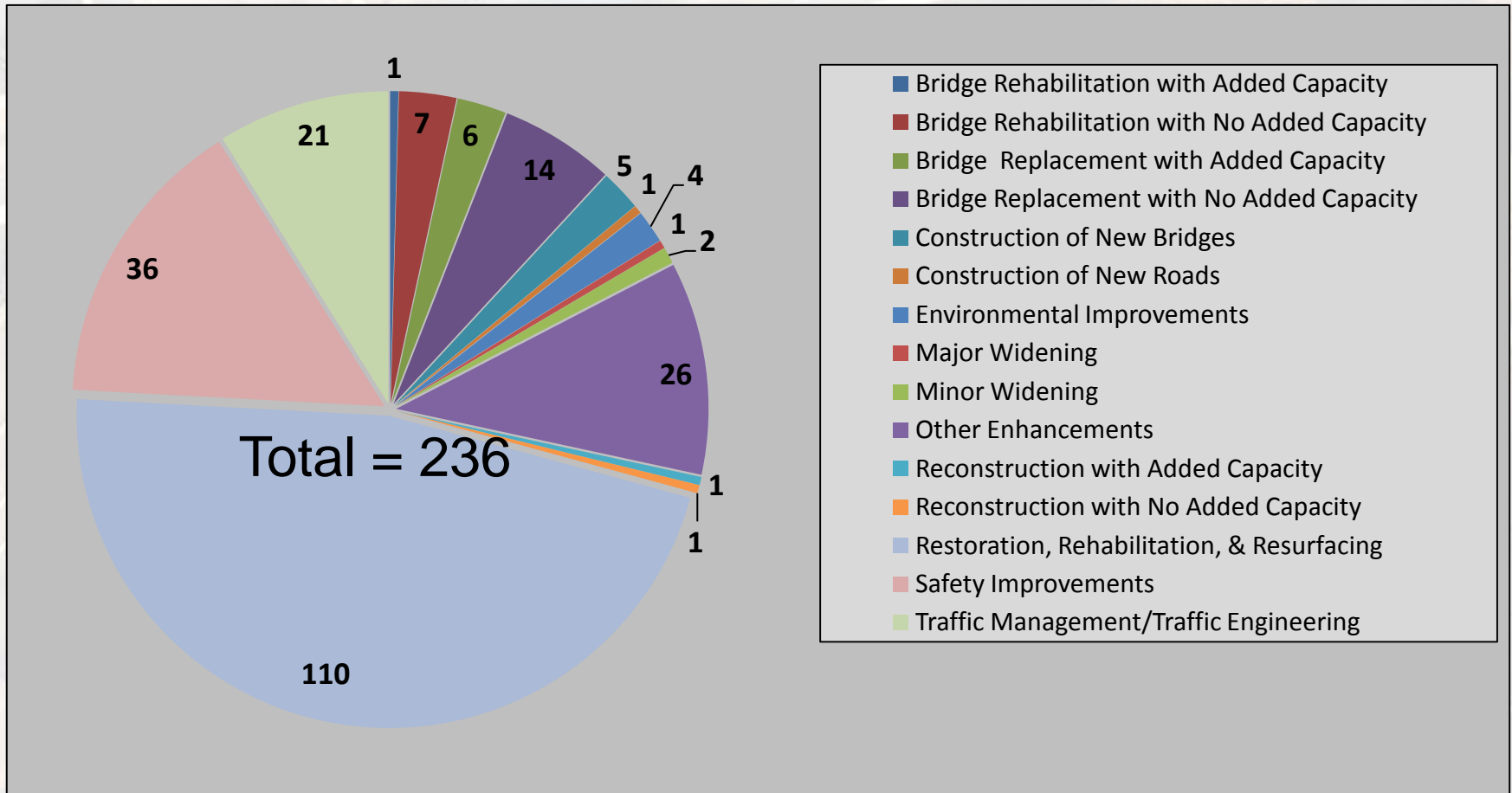
**Chief Engineer/Deputy Commissioner**

**July 22, 2011**



# FY 2011 Letting Report

## Total Number of Projects Awarded to Date

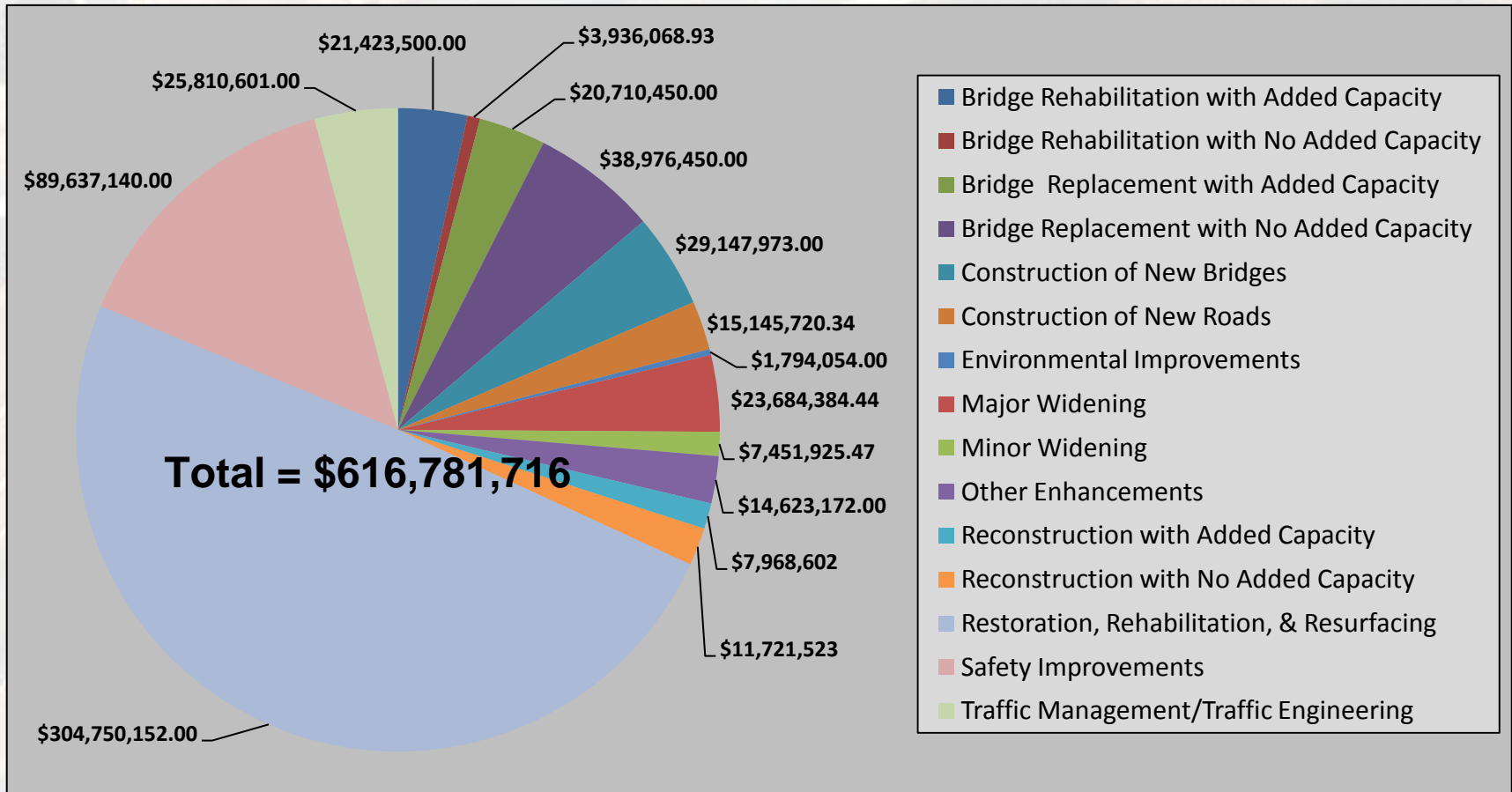


**Does not include 416 Local Maintenance and Improvement Grants (LMIG) Projects**

As of July 15, 2011

# FY 2011 Letting Report

## \$ of Projects Awarded Fiscal Year to Date



Does not include \$43,721,188.00 - LMIG Projects

As of July 15, 2011

# FY 2011 Letting Report

## June 2011 Letting Results

### Letting Presentation Information

63 Projects (36 Local Lets)

**\$130,352,777**

### Award Data

27 Projects Advertised

2 Projects Withdrawn

1 Deferred

24 Awarded

**\$69,447,904.13** Awarded

July 15, 2011

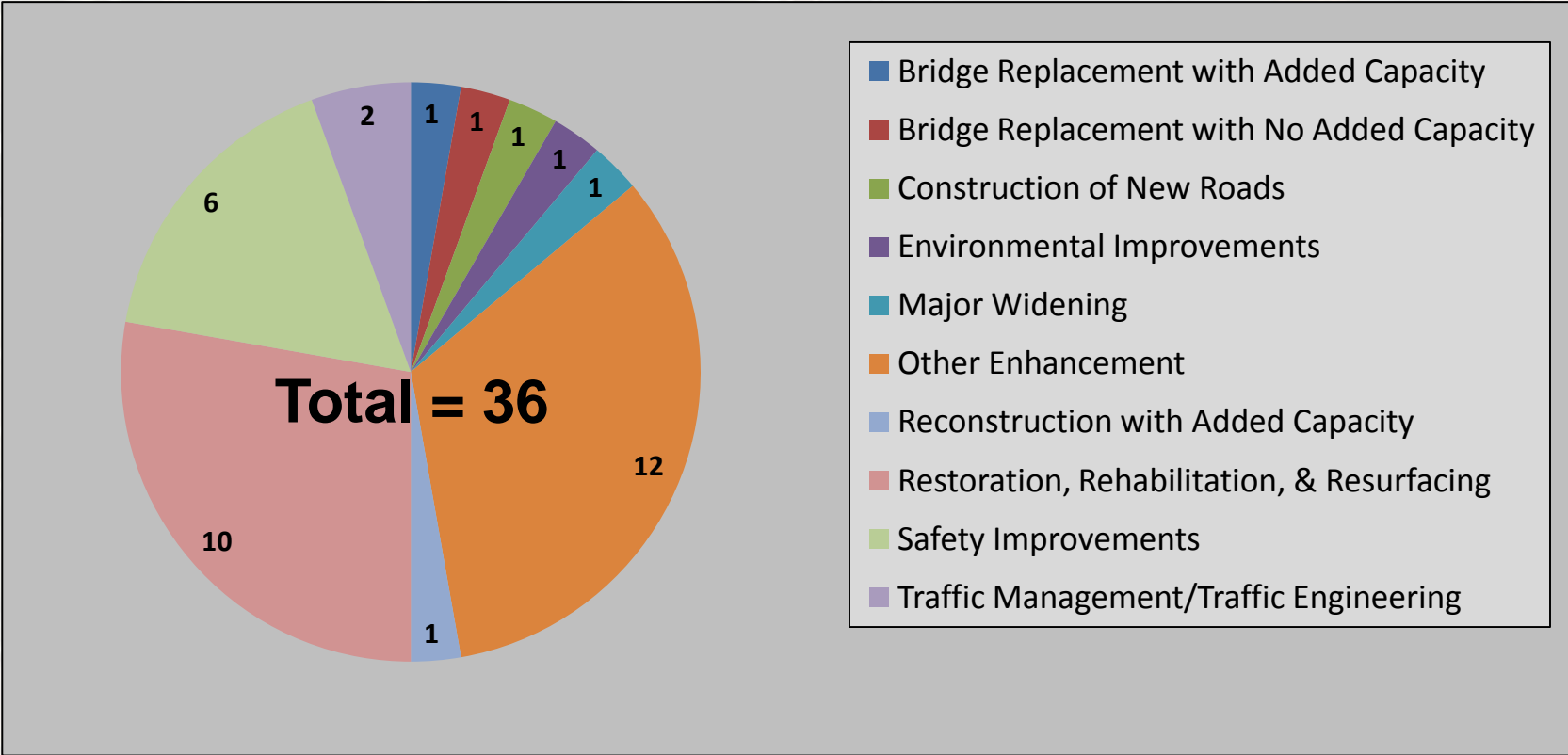
# Letting Report Summary

Month	Regular Program	Earmark	Fund Balance	LMIG	Total
July (Awarded)	\$33,756,098.99	\$298,297.01	\$0.00	\$0.00	\$34,054,396.00
August (Awarded)	\$41,769,176.87	\$327,206.00		\$0.00	\$42,096,382.87
September (Awarded)	\$50,814,213.00	\$562,438.00		\$0.00	\$51,376,651.00
October (Awarded)	\$28,598,741.25	\$805,487.00		\$921,418.00	\$30,325,646.25
November (Awarded)	\$57,141,070.00	\$1,912,012.00		\$311,852.00	\$59,364,934.00
December (Awarded)	\$26,644,591.00	\$0.00	\$0.00	\$6,537,106.00	\$33,181,697.00
January (Awarded)	\$40,648,469.39	\$0.00	\$0.00	\$4,016,872.61	\$44,665,342.00
February(Awarded)	\$26,554,409.68	\$0.00	\$22,807,892.00	\$8,768,013.00	\$58,130,314.68
March(Awarded)	\$14,203,810.00	\$0.00	\$32,440,636.00	\$16,109,450	\$62,753,896.00
April(Awarded)	\$54,215,542.69	\$2,147,868.31	\$32,440,636.00	\$5,429,469.00	\$94,233,516.00
May (Awarded)	\$64,151,943.64	\$1,124,874.96	\$43,231,425.21	\$0.00	\$108,508,243.81
June (Awarded)	\$29,609,134.19	\$465,253.94	\$39,373,516.00	\$0.00	\$69,447,904.13
July	\$157,809,207.00	\$3,398,021.11	\$2,351,949.81	\$0.00	\$163,559,177.92
August	\$154,682,358.10	\$3,112,438.75	\$0.00	\$1,471,121.69	\$159,265,918.54
September	\$126,572,110.85	\$1,246,895.00	\$0.00	\$0.00	\$127,819,005.85
Local Let Not Awarded					\$68,855,938.35
<b>Total</b>	<b>\$907,170,876.65</b>	<b>\$15,400,792.08</b>	<b>\$172,646,055.02</b>	<b>\$43,565,302.30</b>	<b>\$1,207,638,964.40</b>

As of July 17, 2011

# FY 2012 Letting Report

## Number of Projects August 2011 Letting

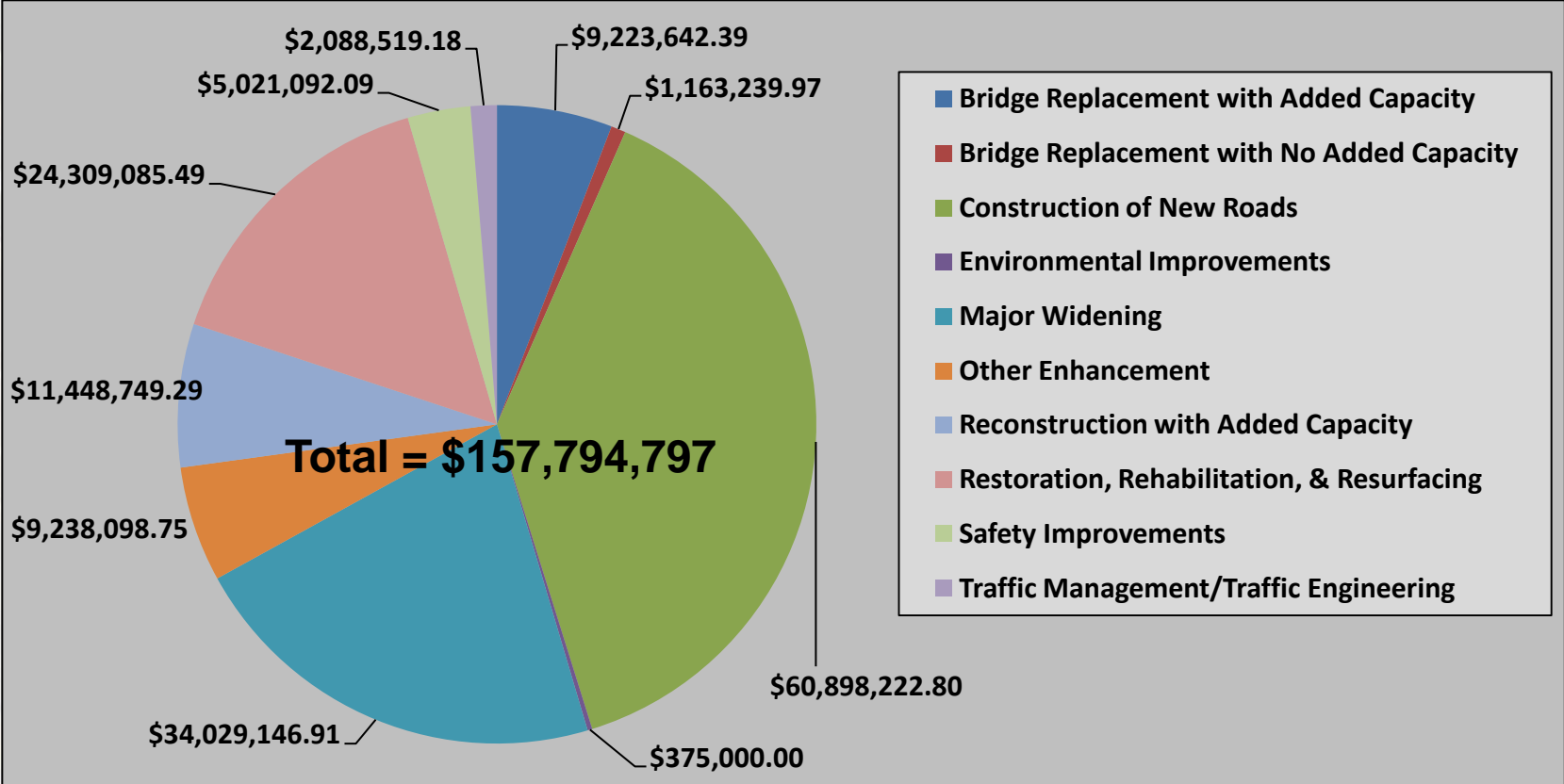


***Does not include 8 Local Maintenance and Improvement Grant Projects (LMIG)***

*As of July 18, 2011*

# FY 2012 Letting Report

## \$ of Projects August 2011 Letting

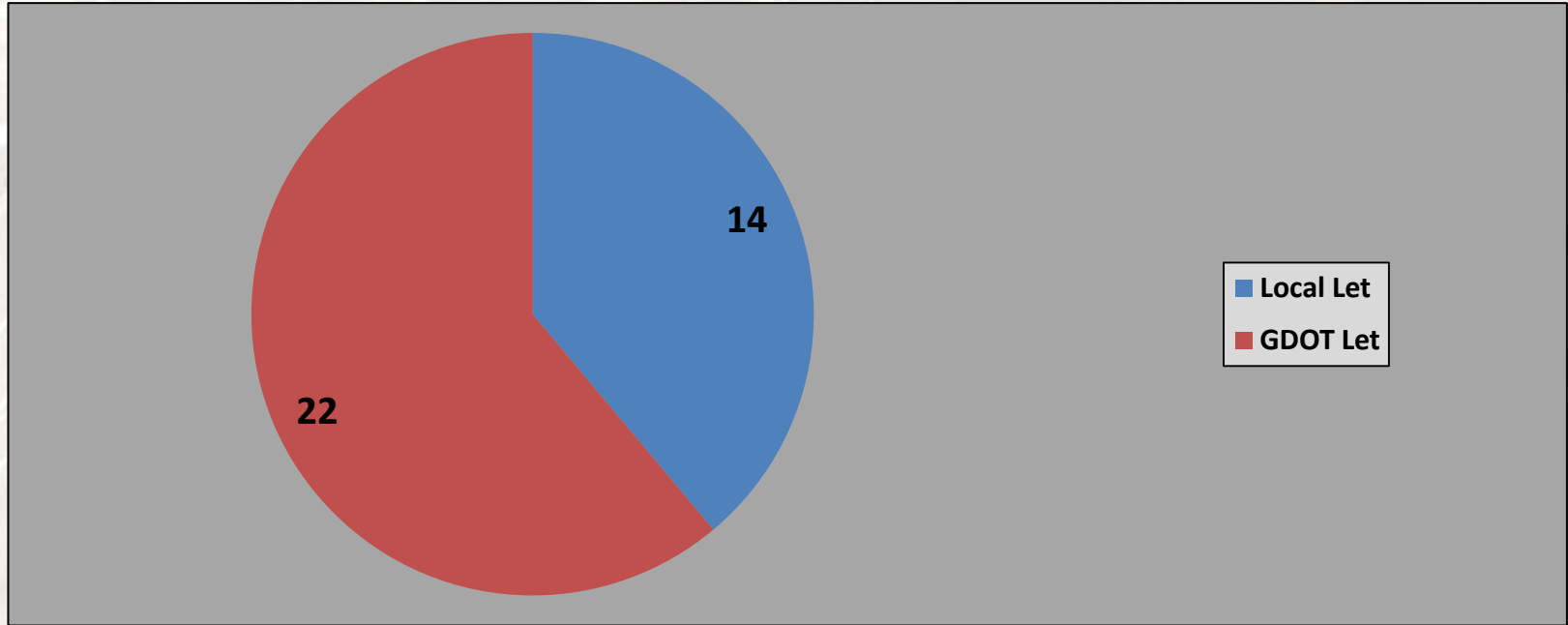


NOTE: Total does not include \$ 1,471,121.69 LMIG projects

As of July 18, 2011

# FY 2012 Letting Report

## August 2011 Let Responsibility



***Does not include 8 Local Maintenance and Improvement Grant Projects (LMIG)***

*As of July 17, 2011*



# **GDOT Let Projects**

# District 5

Board Member:  
Mr. Emory C. McClinton

