

August 2011 Letting Report on Projects

Gerald M. Ross, P.E.

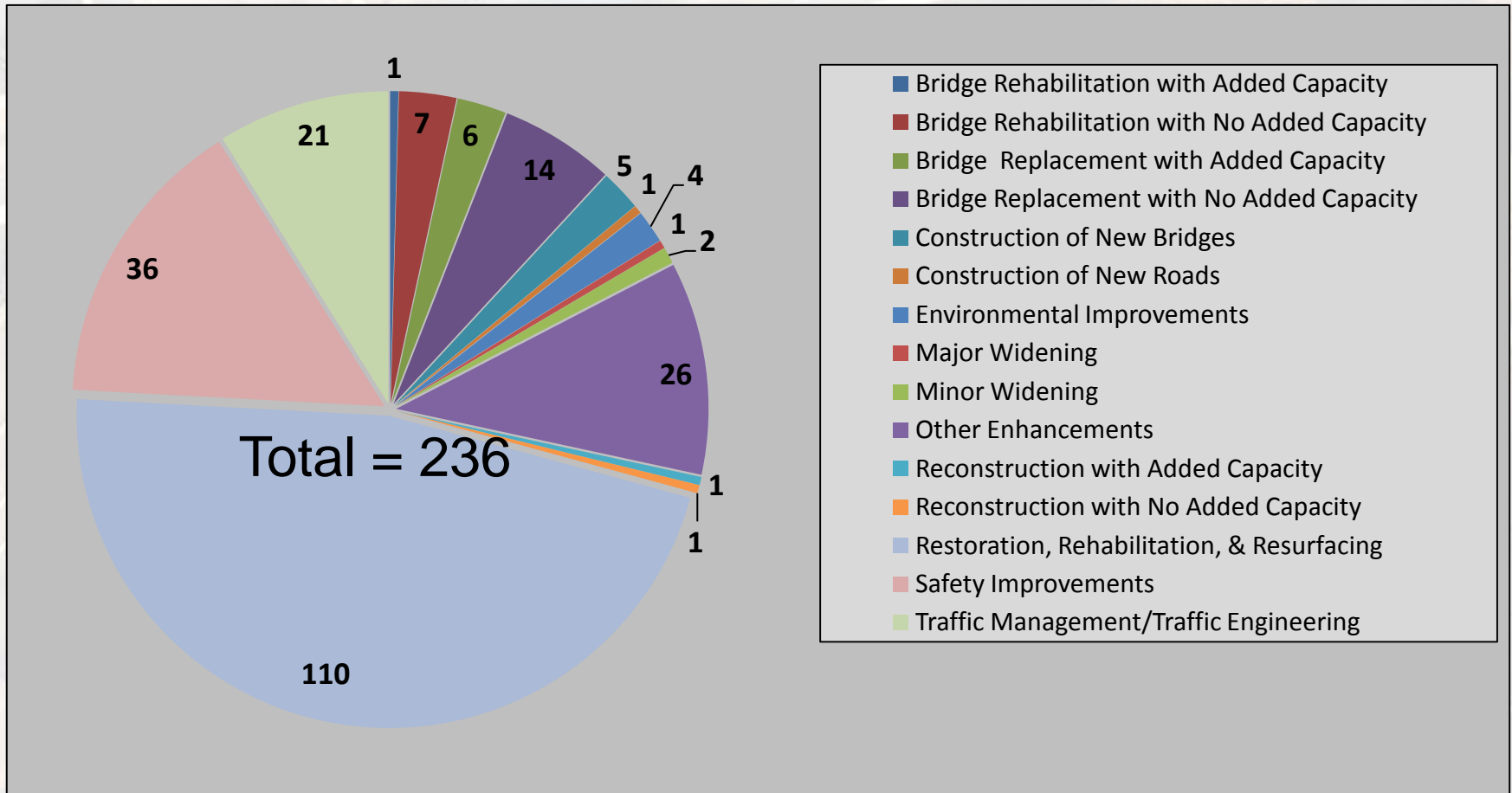
Chief Engineer/Deputy Commissioner

July 22, 2011



FY 2011 Letting Report

Total Number of Projects Awarded to Date

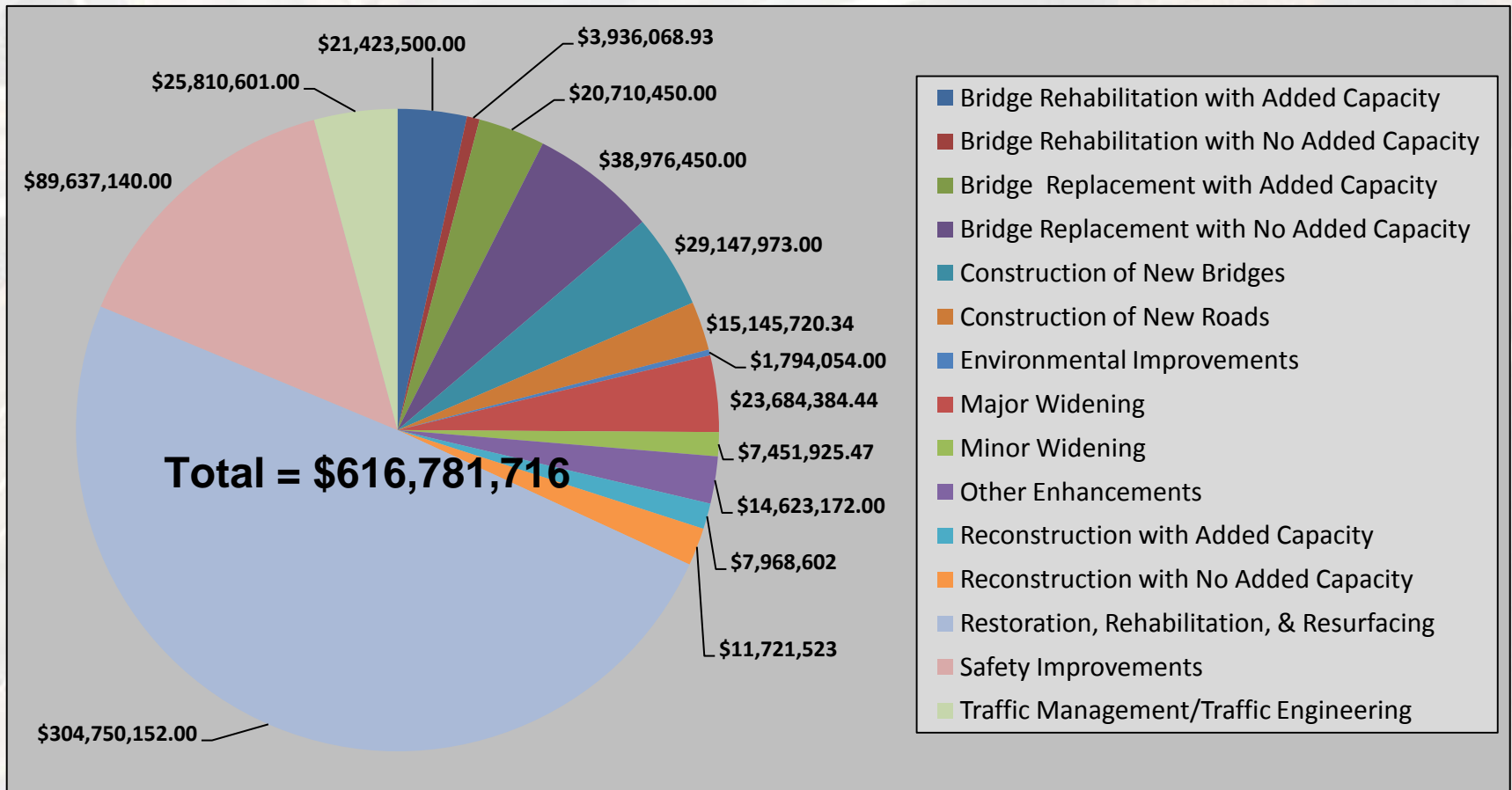


Does not include 416 Local Maintenance and Improvement Grants (LMIG) Projects

As of July 15, 2011

FY 2011 Letting Report

\$ of Projects Awarded Fiscal Year to Date



Does not include \$43,721,188.00 - LMIG Projects

As of July 15, 2011

FY 2011 Letting Report

June 2011 Letting Results

Letting Presentation Information

63 Projects (36 Local Lets)

\$130,352,777

Award Data

27 Projects Advertised

2 Projects Withdrawn

1 Deferred

24 Awarded

\$69,447,904.13 Awarded

July 15, 2011

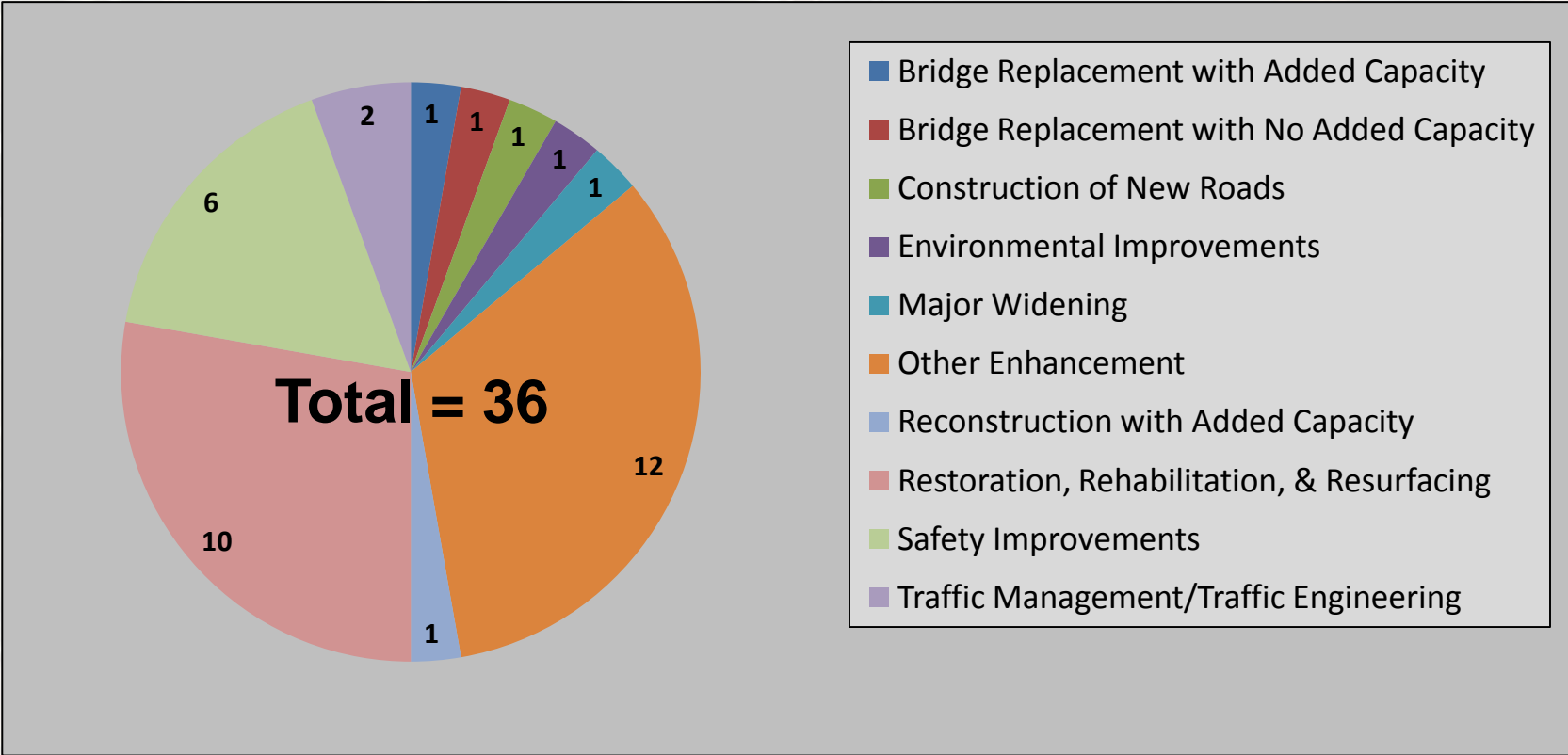
Letting Report Summary

Month	Regular Program	Earmark	Fund Balance	LMIG	Total
July (Awarded)	\$33,756,098.99	\$298,297.01	\$0.00	\$0.00	\$34,054,396.00
August (Awarded)	\$41,769,176.87	\$327,206.00		\$0.00	\$42,096,382.87
September (Awarded)	\$50,814,213.00	\$562,438.00		\$0.00	\$51,376,651.00
October (Awarded)	\$28,598,741.25	\$805,487.00		\$921,418.00	\$30,325,646.25
November (Awarded)	\$57,141,070.00	\$1,912,012.00		\$311,852.00	\$59,364,934.00
December (Awarded)	\$26,644,591.00	\$0.00	\$0.00	\$6,537,106.00	\$33,181,697.00
January (Awarded)	\$40,648,469.39	\$0.00	\$0.00	\$4,016,872.61	\$44,665,342.00
February(Awarded)	\$26,554,409.68	\$0.00	\$22,807,892.00	\$8,768,013.00	\$58,130,314.68
March(Awarded)	\$14,203,810.00	\$0.00	\$32,440,636.00	\$16,109,450	\$62,753,896.00
April(Awarded)	\$54,215,542.69	\$2,147,868.31	\$32,440,636.00	\$5,429,469.00	\$94,233,516.00
May (Awarded)	\$64,151,943.64	\$1,124,874.96	\$43,231,425.21	\$0.00	\$108,508,243.81
June (Awarded)	\$29,609,134.19	\$465,253.94	\$39,373,516.00	\$0.00	\$69,447,904.13
July	\$157,809,207.00	\$3,398,021.11	\$2,351,949.81	\$0.00	\$163,559,177.92
August	\$154,682,358.10	\$3,112,438.75	\$0.00	\$1,471,121.69	\$159,265,918.54
September	\$126,572,110.85	\$1,246,895.00	\$0.00	\$0.00	\$127,819,005.85
Local Let Not Awarded					\$68,855,938.35
Total	\$907,170,876.65	\$15,400,792.08	\$172,646,055.02	\$43,565,302.30	\$1,207,638,964.40

As of July 17, 2011

FY 2012 Letting Report

Number of Projects August 2011 Letting

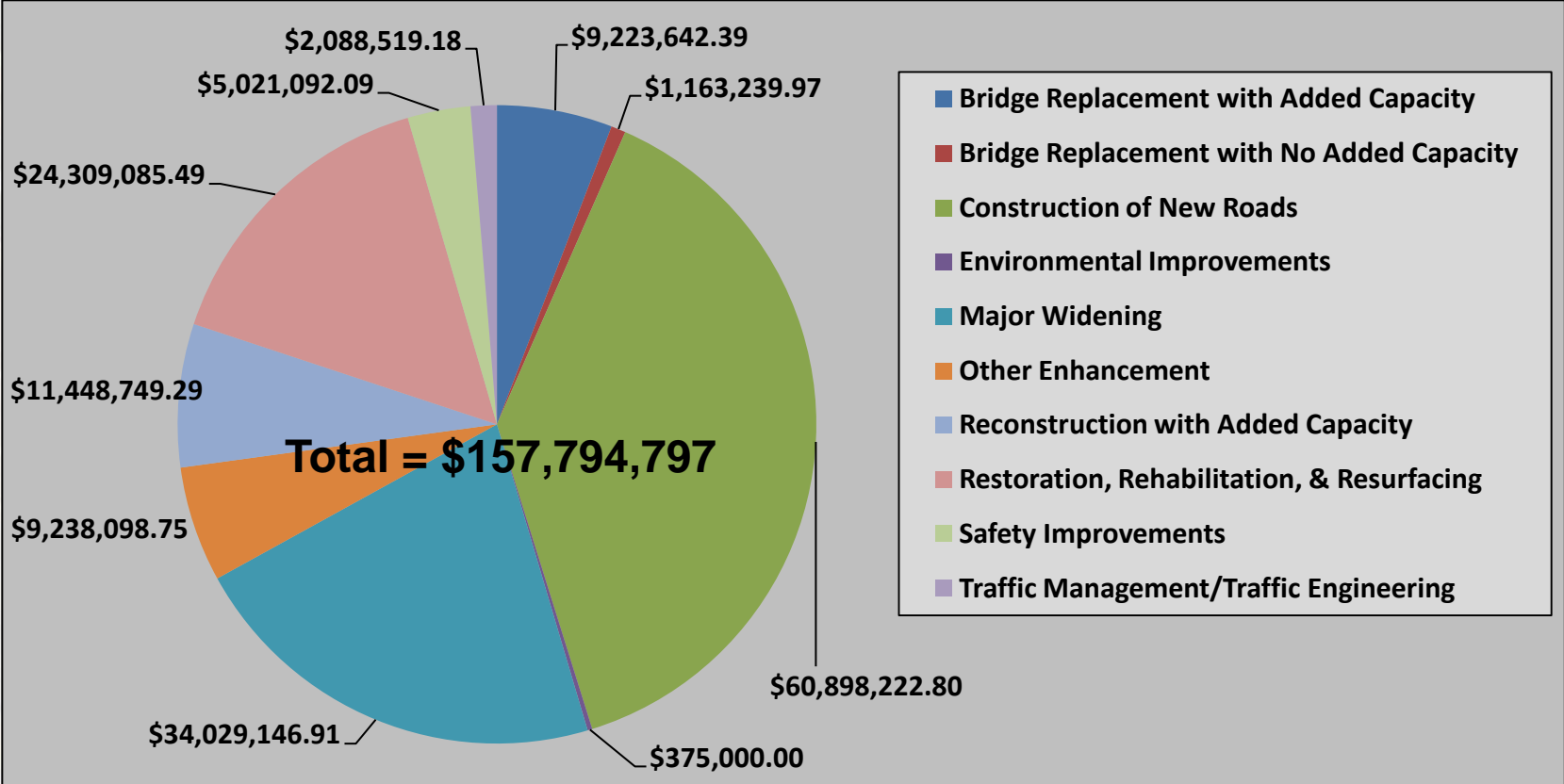


Does not include 8 Local Maintenance and Improvement Grant Projects (LMIG)

As of July 18, 2011

FY 2012 Letting Report

\$ of Projects August 2011 Letting

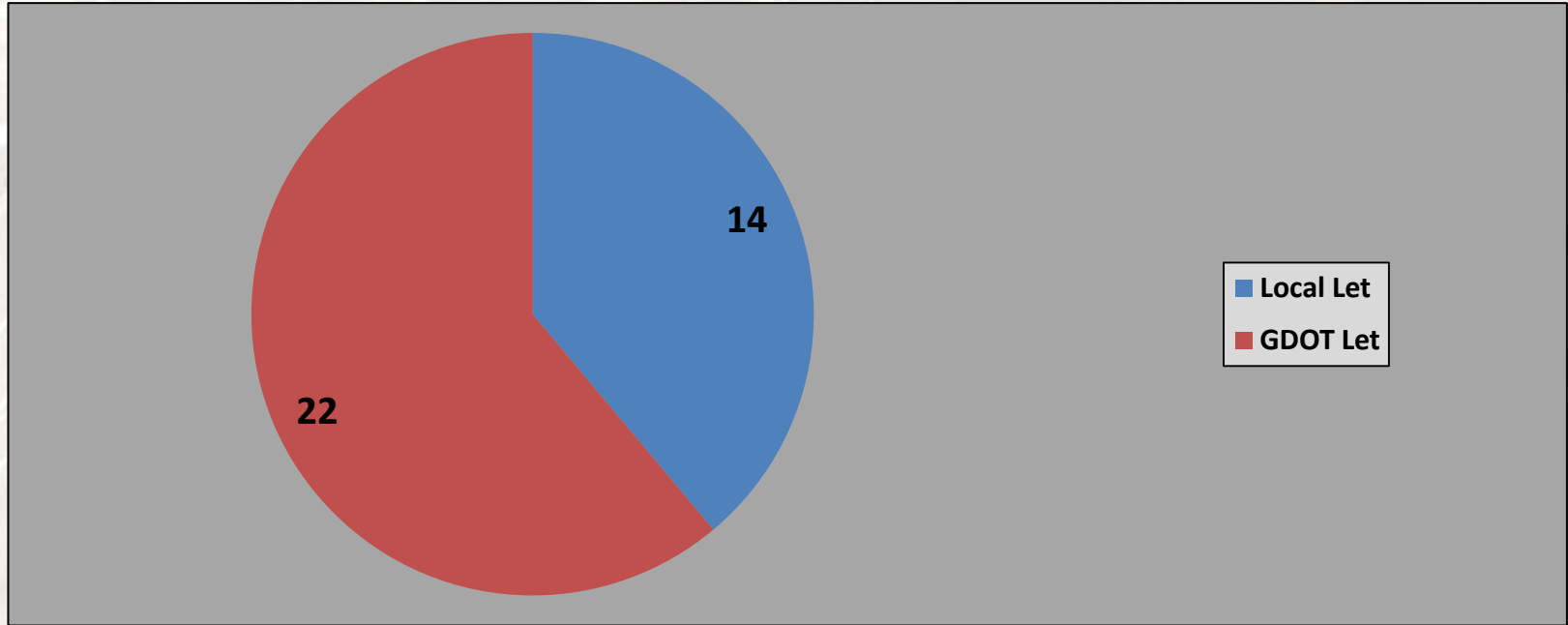


NOTE: Total does not include \$ 1,471,121.69 LMIG projects

As of July 18, 2011

FY 2012 Letting Report

August 2011 Let Responsibility



Does not include 8 Local Maintenance and Improvement Grant Projects (LMIG)

As of July 17, 2011



GDOT Let Projects

District 2

Board Member:
Mr. Johnny Floyd

