

March 2011 Letting Report on Projects

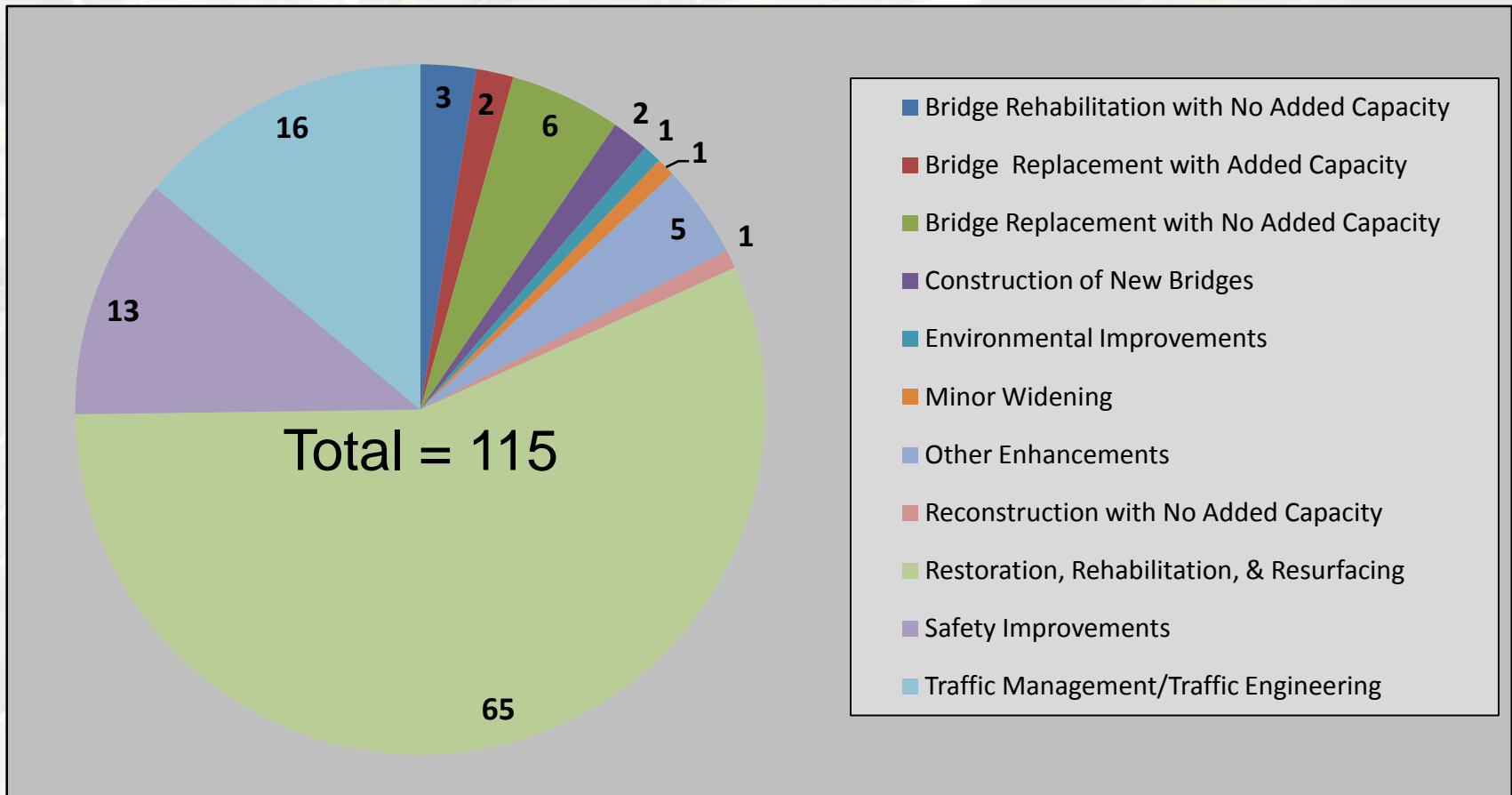
Office of Program Control

February 17, 2011



FY 2011 Letting Report

Total Number of Projects Awarded to Date

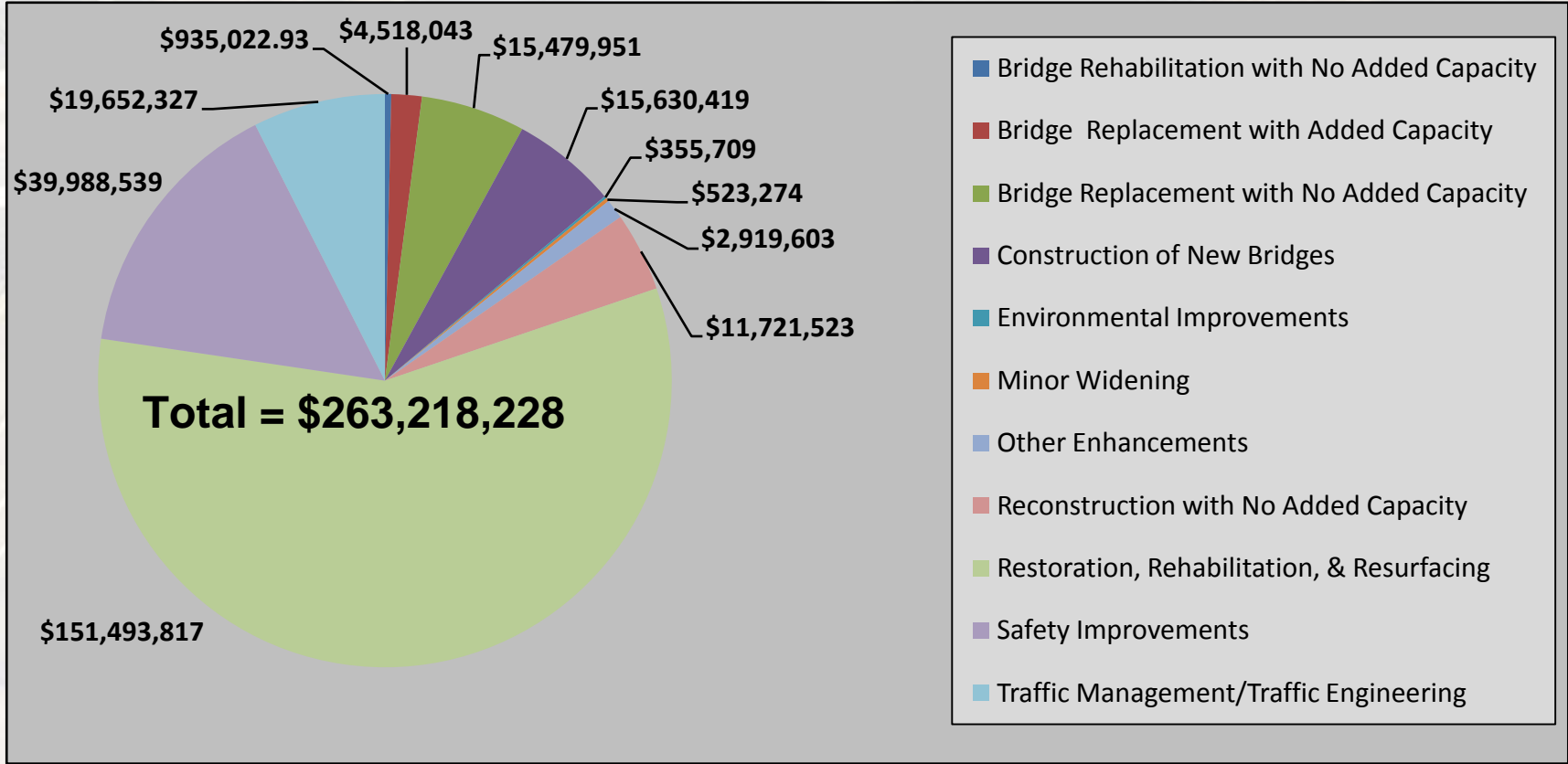


Does not include 104 Local Maintenance and Improvement Grants (LMIG) Projects

As of February 11, 2011

FY 2011 Letting Report

\$ of Projects Awarded Fiscal Year to Date



Does not include \$11,929,584 - LMIG Projects

As of February 11, 2011

FY 2011 Letting Report

January 2011 Letting Results

Letting Presentation Information

12 Projects (1 Local Let)

\$57,721,214

Award Data

11 Projects Advertised

11 Projects Awarded

\$40,450,957.07 Awarded

Does not include LMIG Projects

As of February 11, 2011

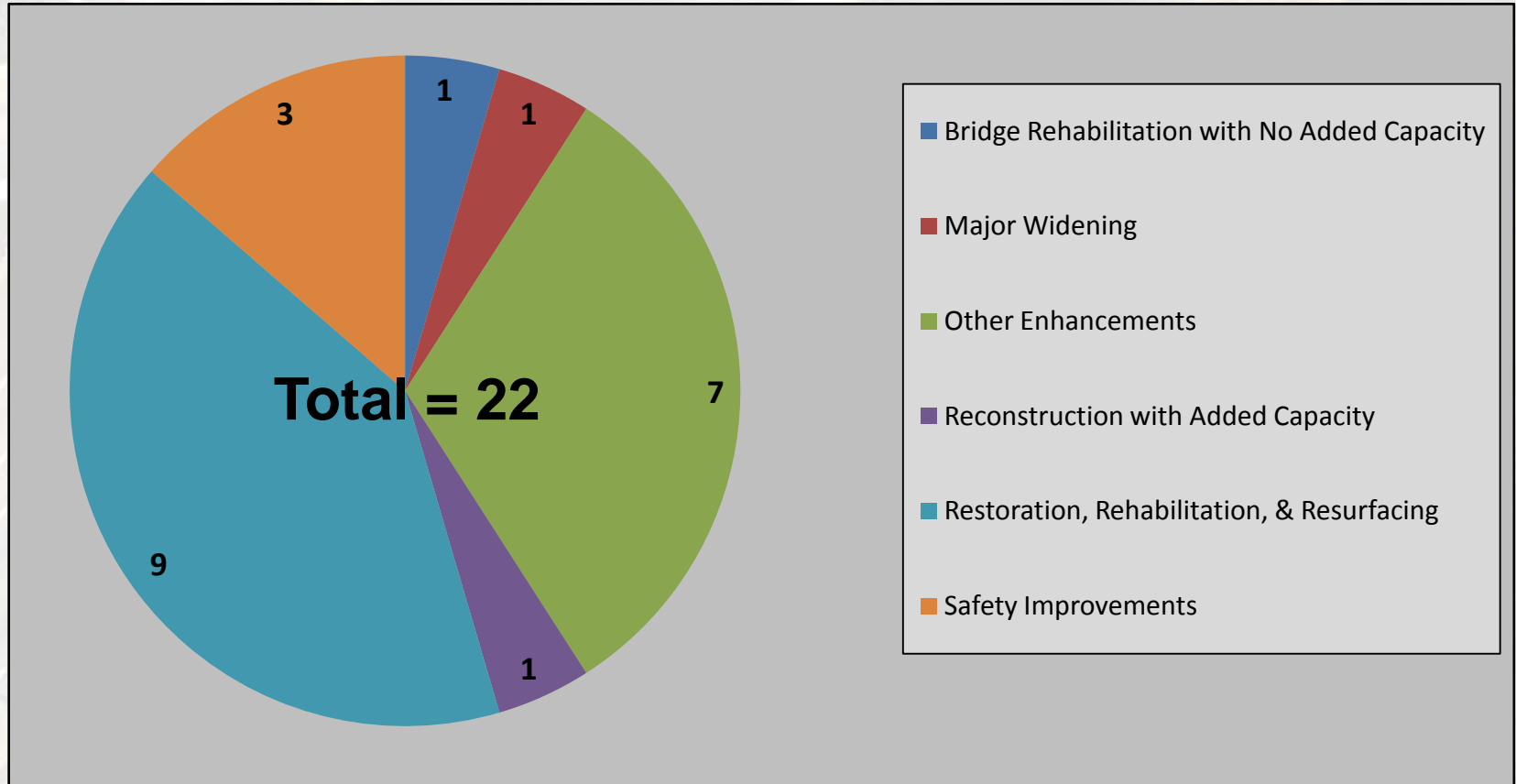
Proposed FY 2011 Letting Report Summary

Month	Regular Program	Earmark	Fund Balance	LMIG	Total
<i>July (Awarded)</i>	\$33,215,016.99	\$298,297	\$0.00	\$0.00	\$33,513,314.00
<i>August (Awarded)</i>	\$41,769,176.87	\$327,206		\$0.00	\$42,096,382.87
<i>September (Awarded)</i>	\$50,686,700.00	\$562,438		\$0.00	\$51,249,138.00
<i>October (Awarded)</i>	\$28,598,741.25	\$805,487		\$921,418.00	\$30,325,646.25
<i>November (Awarded)</i>	\$41,652,772.67	\$1,912,012		\$311,852.00	\$43,876,636.67
<i>December (Awarded)</i>	\$22,939,423.30	\$0	\$0.00	\$6,679,441.47	\$29,618,864.77
<i>January (Awarded)</i>	\$40,450,957.07	\$0	\$0.00	\$4,016,872.61	\$44,467,829.68
February	\$28,683,308.46	\$0	\$28,599,086.60	\$9,608,659.65	\$66,891,054.71
March	\$25,024,298.63	\$1,413,000	\$41,126,776.39	\$25,770,654.85	\$93,334,729.87
April	\$67,599,253.77	\$6,886,159	\$83,625,146.85	\$5,755,473.09	\$163,866,032.22
May	\$101,508,449.28	\$4,945,441	\$62,919,540.00	\$0.00	\$169,373,430.34
June	\$113,236,367.35	\$12,044,565	\$60,977,082.28	\$0.00	\$186,258,014.99
Local Let Not Awarded					\$35,662,188.00
Total	\$595,364,465.64	\$29,194,605	\$277,247,632.12	\$53,064,371.67	\$990,533,262.37

As of February 11, 2011

FY 2011 Letting Report

Number of Projects March 2011 Letting

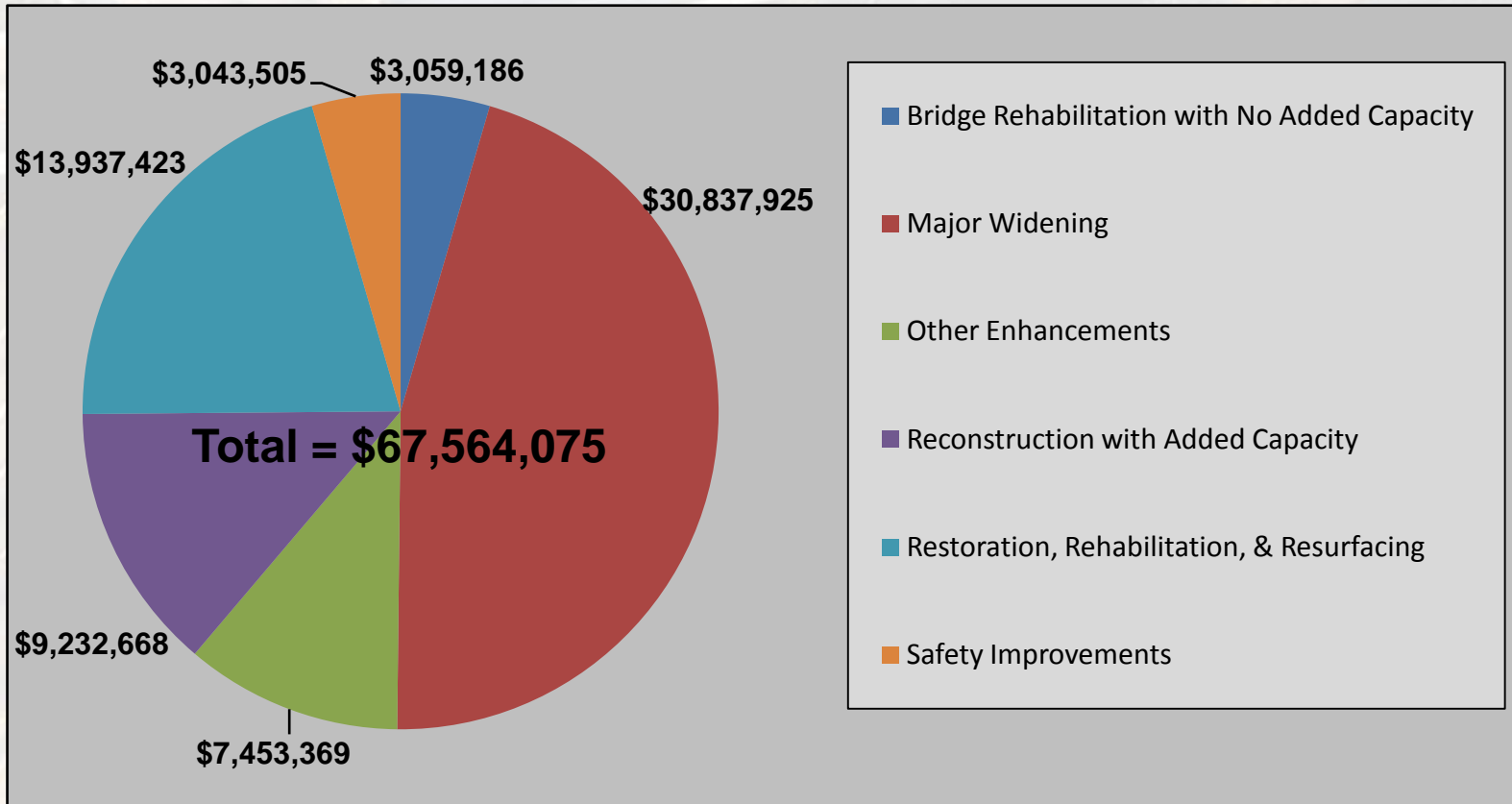


Does not include 184 Local Maintenance and Improvement Grant Projects (LMIG)

As of February 11, 2011

FY 2011 Letting Report

\$ of Projects March 2011 Letting

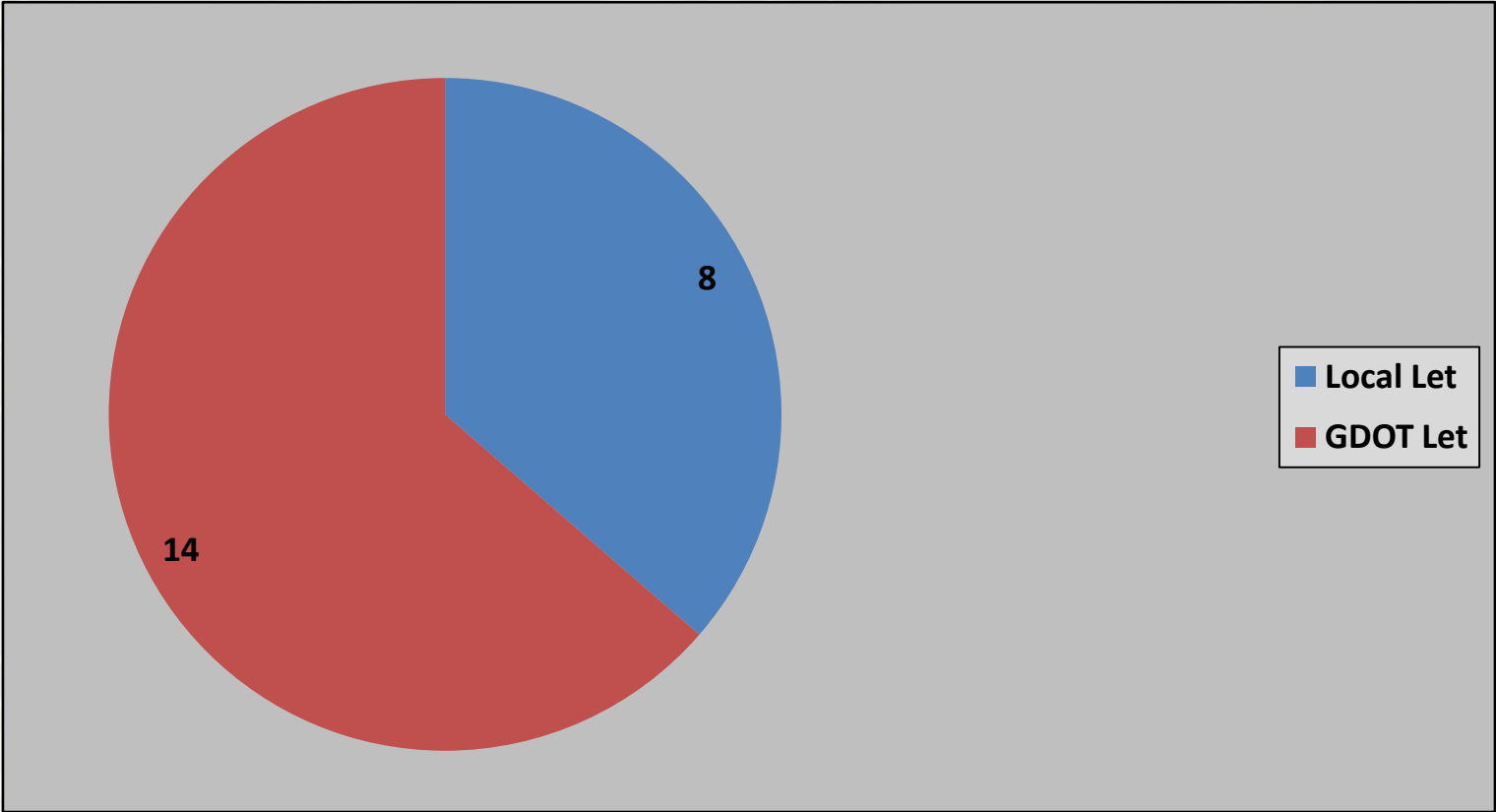


NOTE: Total does not include \$25,770,654.00 LMIG projects

As of February 11, 2011

FY 2011 Letting Report

March 2011 Let Responsibility



As of February 11, 2011



GDOT Let Projects

District 13

Board Member:
Ms. Dana Lemon

