

# March 2011 Letting Report on Projects

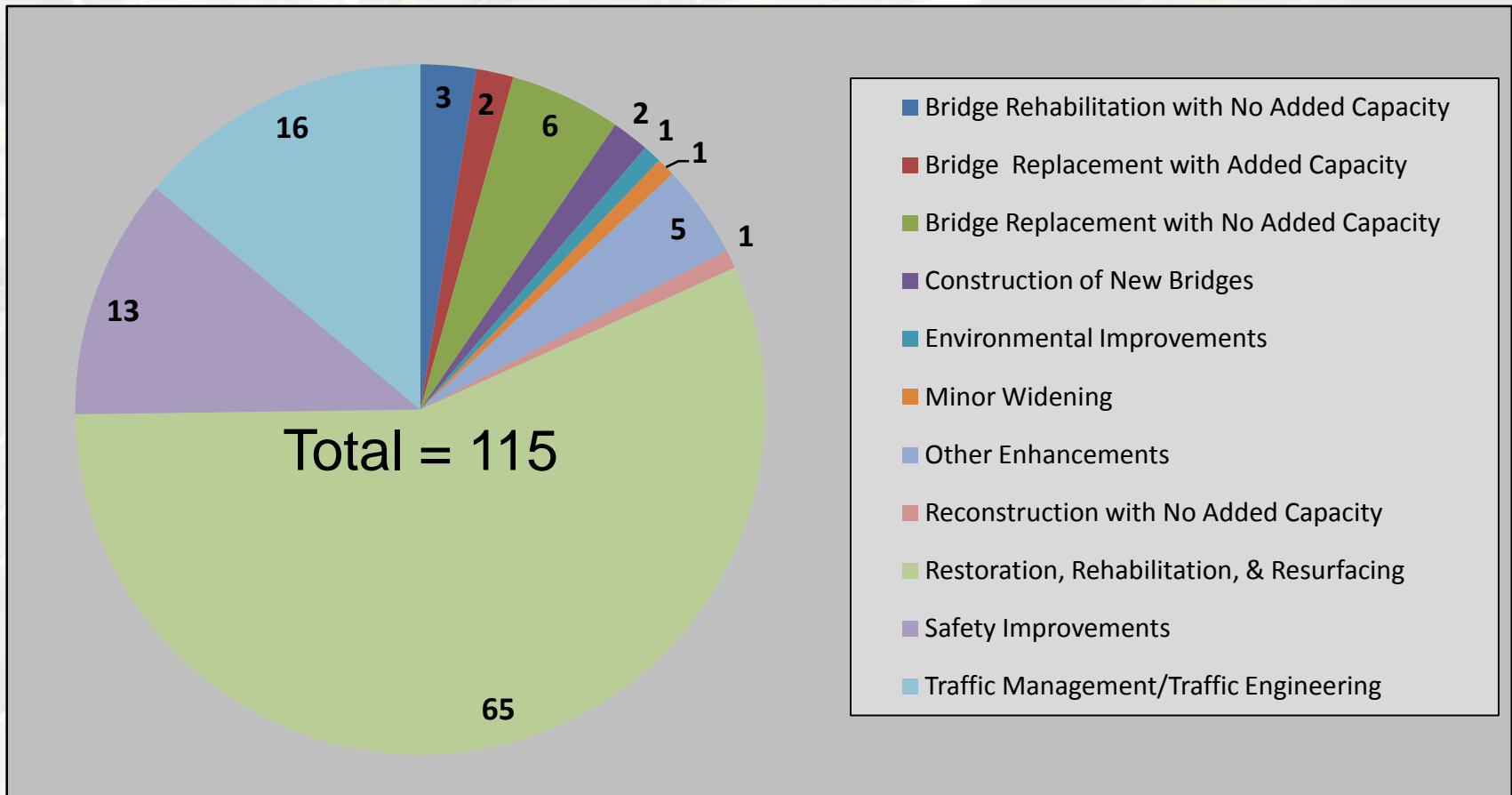
Office of Program Control

February 17, 2011



# FY 2011 Letting Report

## Total Number of Projects Awarded to Date

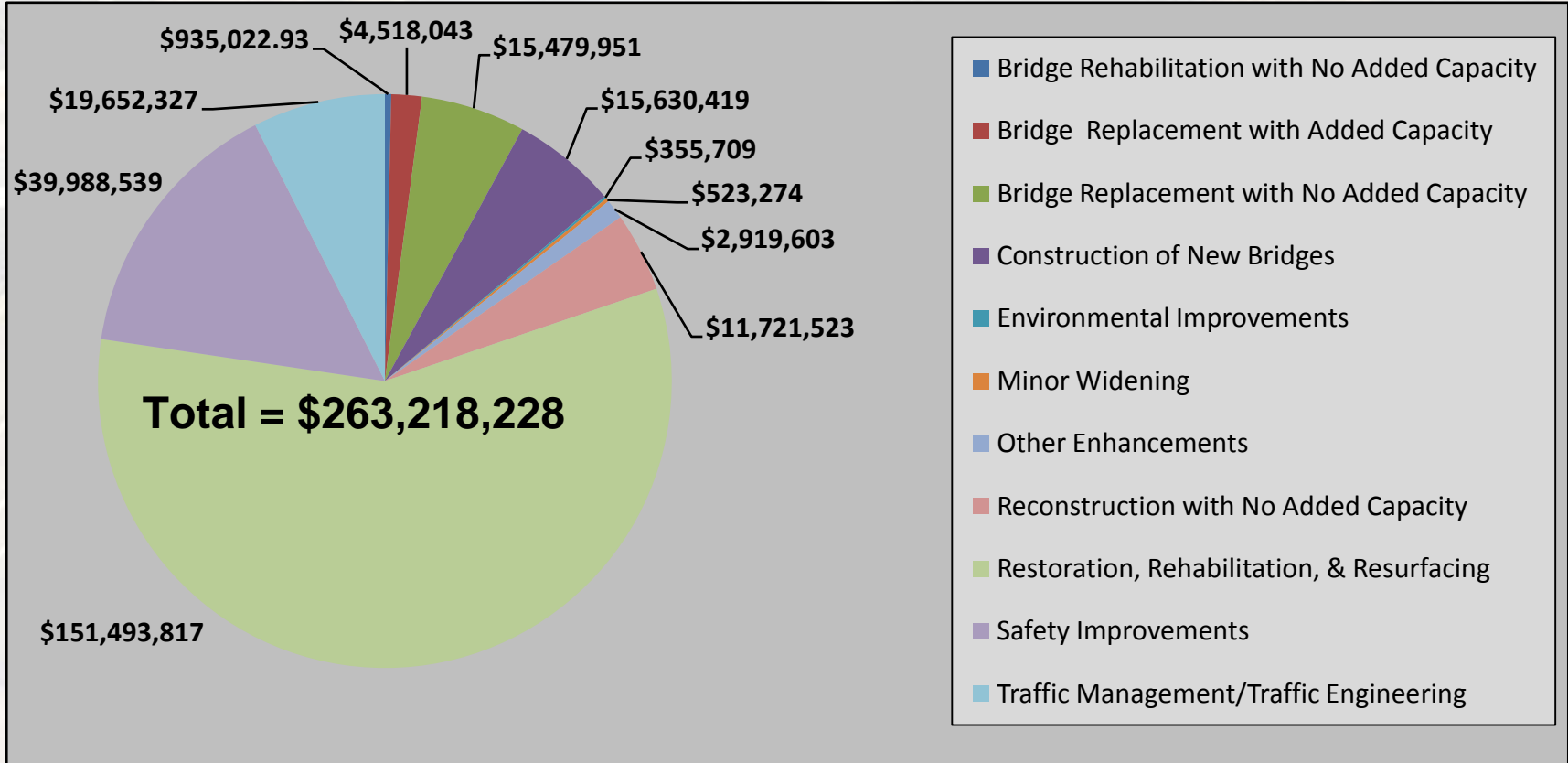


**Does not include 104 Local Maintenance and Improvement Grants (LMIG) Projects**

As of February 11, 2011

# FY 2011 Letting Report

## \$ of Projects Awarded Fiscal Year to Date



**Does not include \$11,929,584 - LMIG Projects**

As of February 11, 2011

# FY 2011 Letting Report

## January 2011 Letting Results

### Letting Presentation Information

12 Projects (1 Local Let)

**\$57,721,214**

### Award Data

11 Projects Advertised

11 Projects Awarded

**\$40,450,957.07** Awarded

***Does not include LMIG Projects***

*As of February 11, 2011*

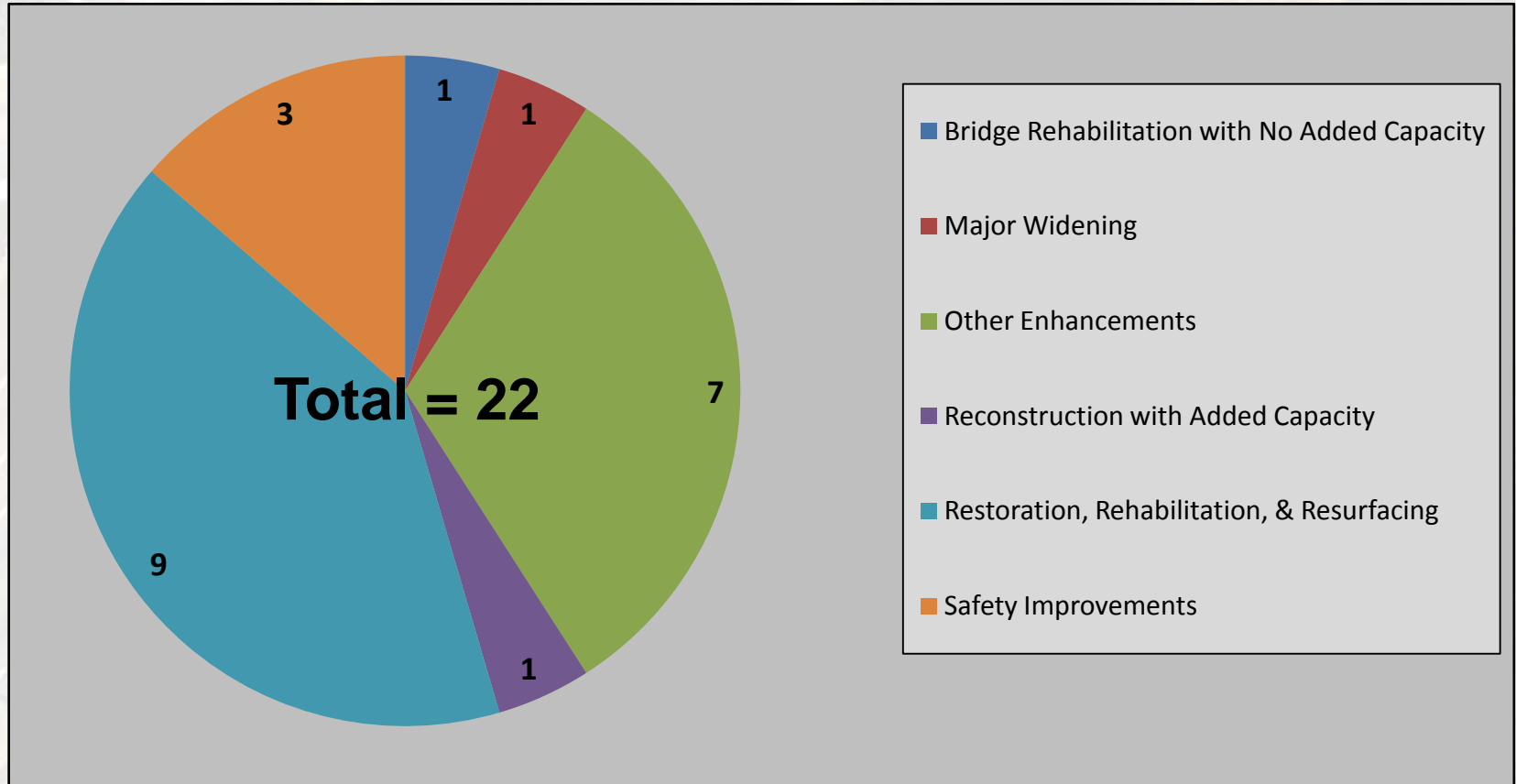
# Proposed FY 2011 Letting Report Summary

Month	Regular Program	Earmark	Fund Balance	LMIG	Total
<i>July (Awarded)</i>	\$33,215,016.99	\$298,297	\$0.00	\$0.00	\$33,513,314.00
<i>August (Awarded)</i>	\$41,769,176.87	\$327,206		\$0.00	\$42,096,382.87
<i>September (Awarded)</i>	\$50,686,700.00	\$562,438		\$0.00	\$51,249,138.00
<i>October (Awarded)</i>	\$28,598,741.25	\$805,487		\$921,418.00	\$30,325,646.25
<i>November (Awarded)</i>	\$41,652,772.67	\$1,912,012		\$311,852.00	\$43,876,636.67
<i>December (Awarded)</i>	\$22,939,423.30	\$0	\$0.00	\$6,679,441.47	\$29,618,864.77
<i>January (Awarded)</i>	\$40,450,957.07	\$0	\$0.00	\$4,016,872.61	\$44,467,829.68
February	\$28,683,308.46	\$0	\$28,599,086.60	\$9,608,659.65	\$66,891,054.71
March	\$25,024,298.63	\$1,413,000	\$41,126,776.39	\$25,770,654.85	\$93,334,729.87
April	\$67,599,253.77	\$6,886,159	\$83,625,146.85	\$5,755,473.09	\$163,866,032.22
May	\$101,508,449.28	\$4,945,441	\$62,919,540.00	\$0.00	\$169,373,430.34
June	\$113,236,367.35	\$12,044,565	\$60,977,082.28	\$0.00	\$186,258,014.99
Local Let Not Awarded					\$35,662,188.00
<b>Total</b>	<b>\$595,364,465.64</b>	<b>\$29,194,605</b>	<b>\$277,247,632.12</b>	<b>\$53,064,371.67</b>	<b>\$990,533,262.37</b>

As of February 11, 2011

# FY 2011 Letting Report

## Number of Projects March 2011 Letting

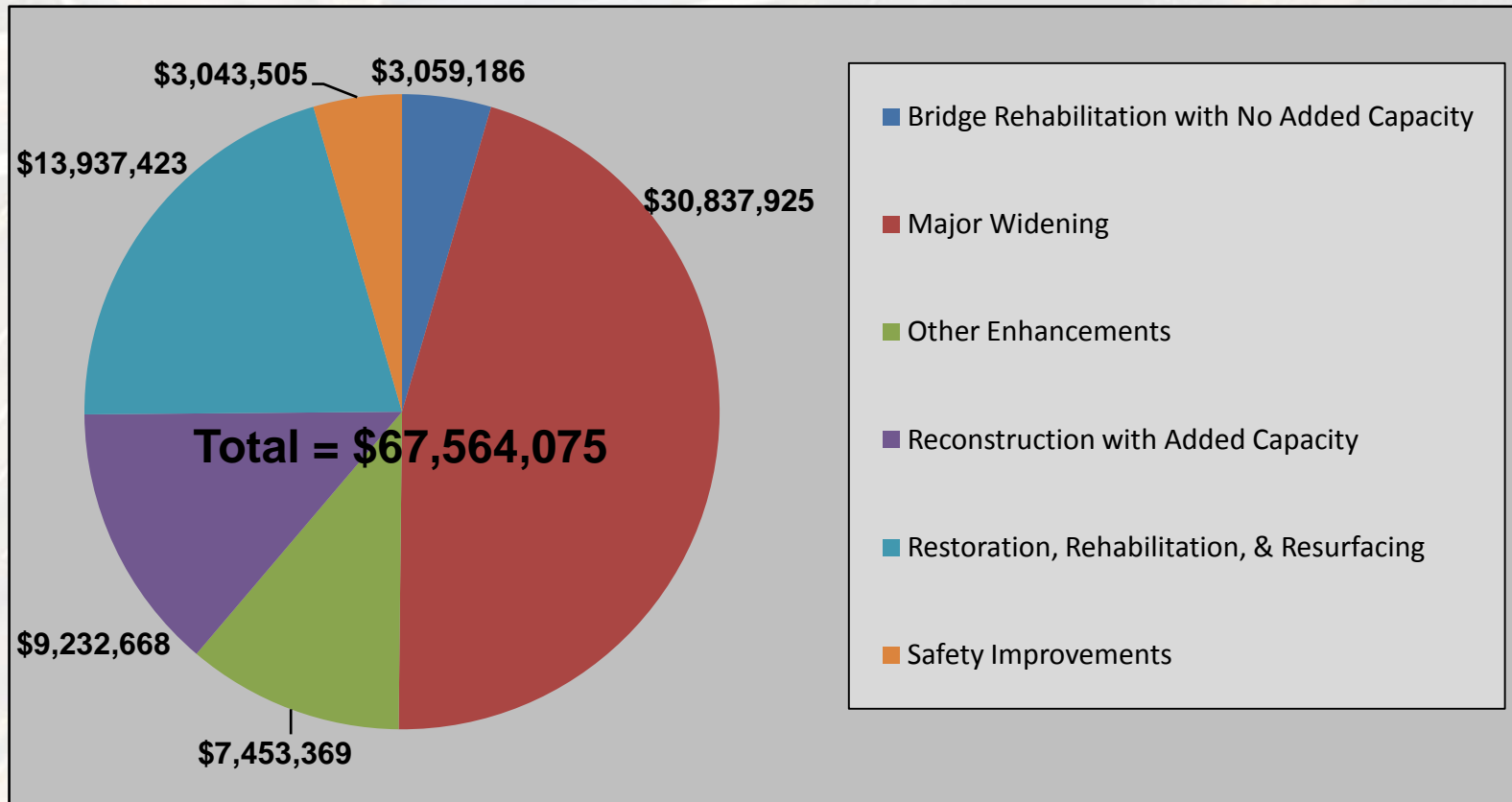


***Does not include 184 Local Maintenance and Improvement Grant Projects (LMIG)***

*As of February 11, 2011*

# FY 2011 Letting Report

## \$ of Projects March 2011 Letting

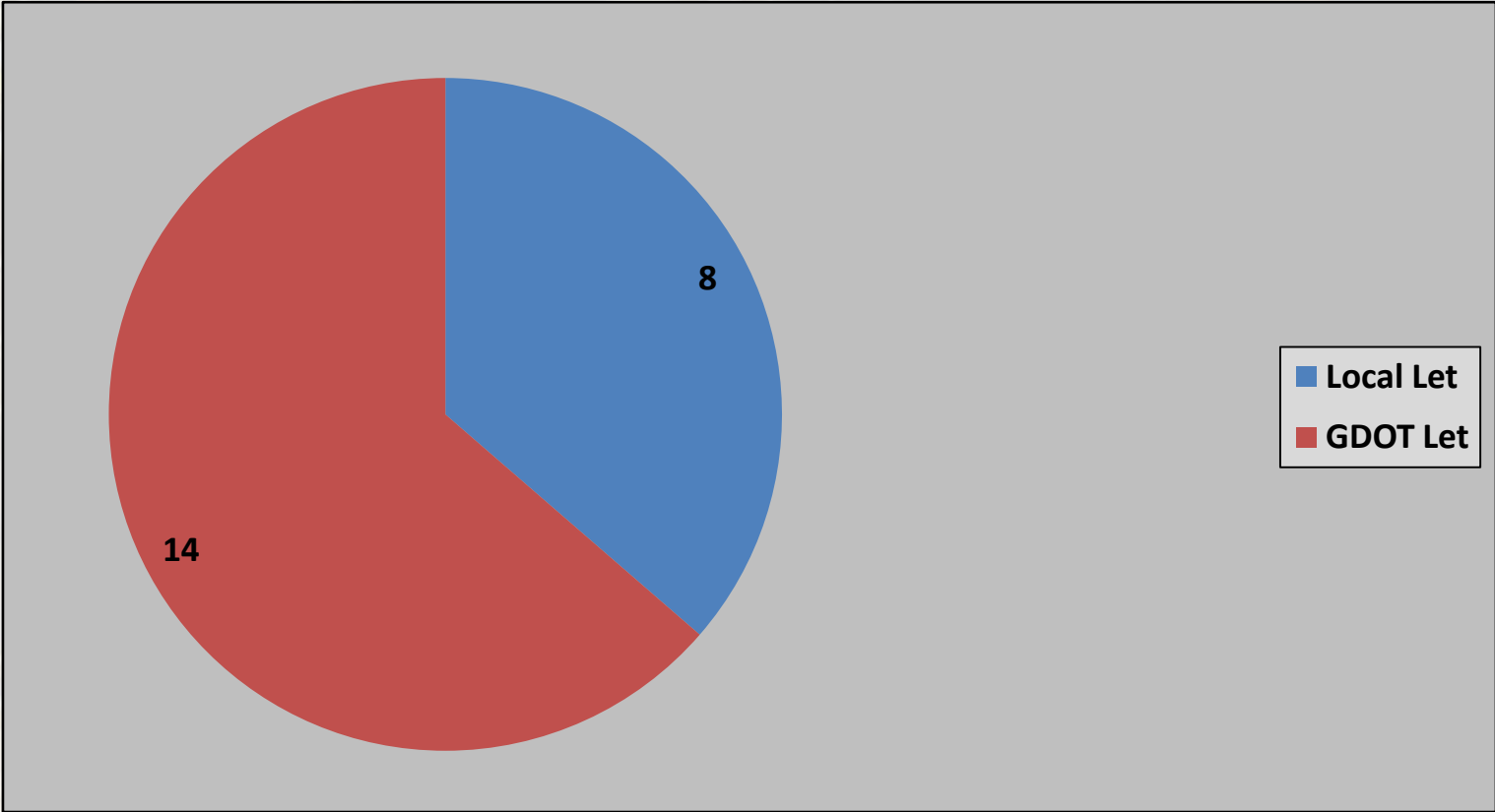


**NOTE: Total does not include \$25,770,654.00 LMIG projects**

*As of February 11, 2011*

# FY 2011 Letting Report

## March 2011 Let Responsibility



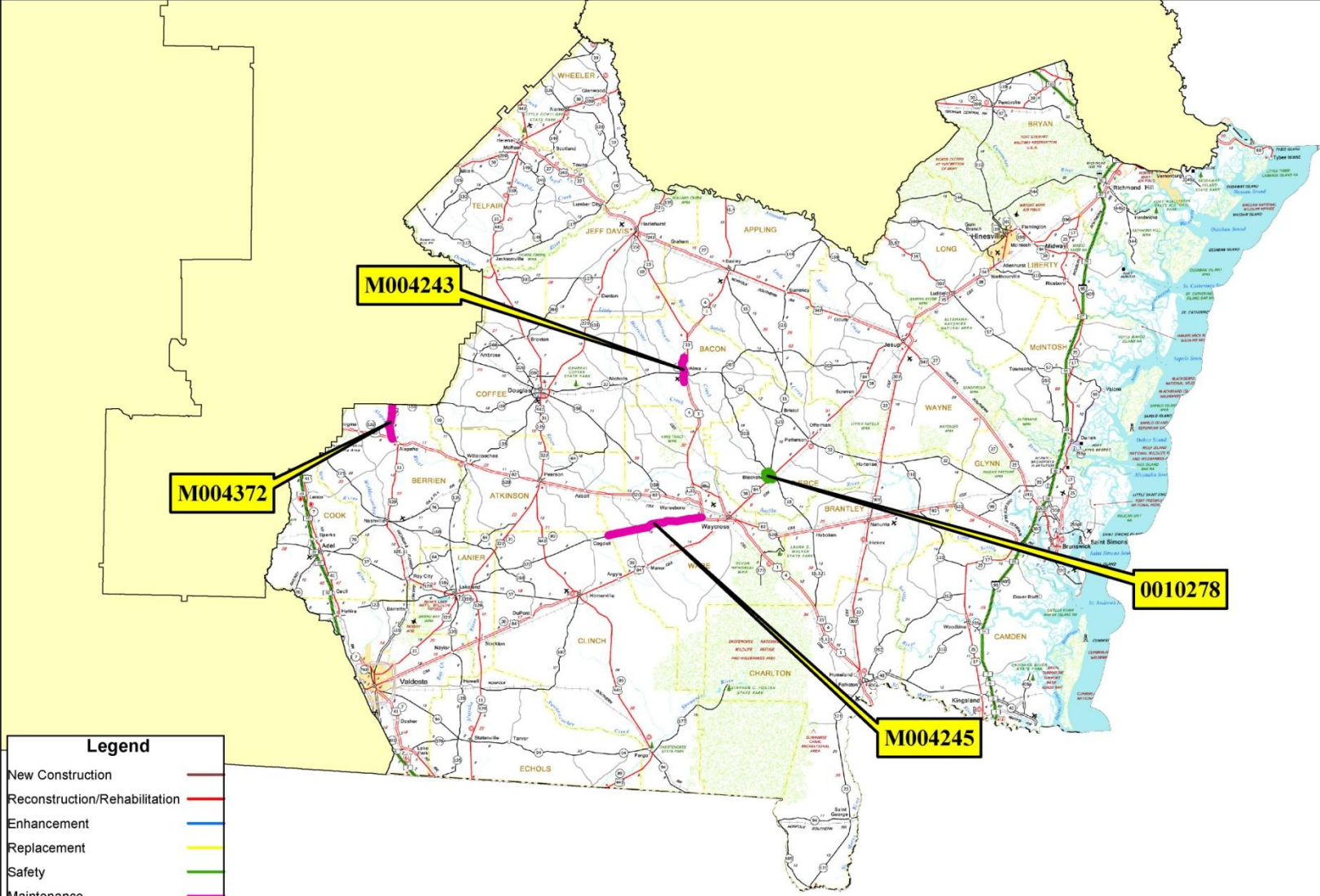
As of February 11, 2011



# **GDOT Let Projects**

# District 1

Board Member:  
Mr. Jay Shaw



Legend	
New Construction	Black line
Reconstruction/Rehabilitation	Red line
Enhancement	Blue line
Replacement	Yellow line
Safety	Green line
Maintenance	Pink line