

# September 2011 Letting Report on Projects

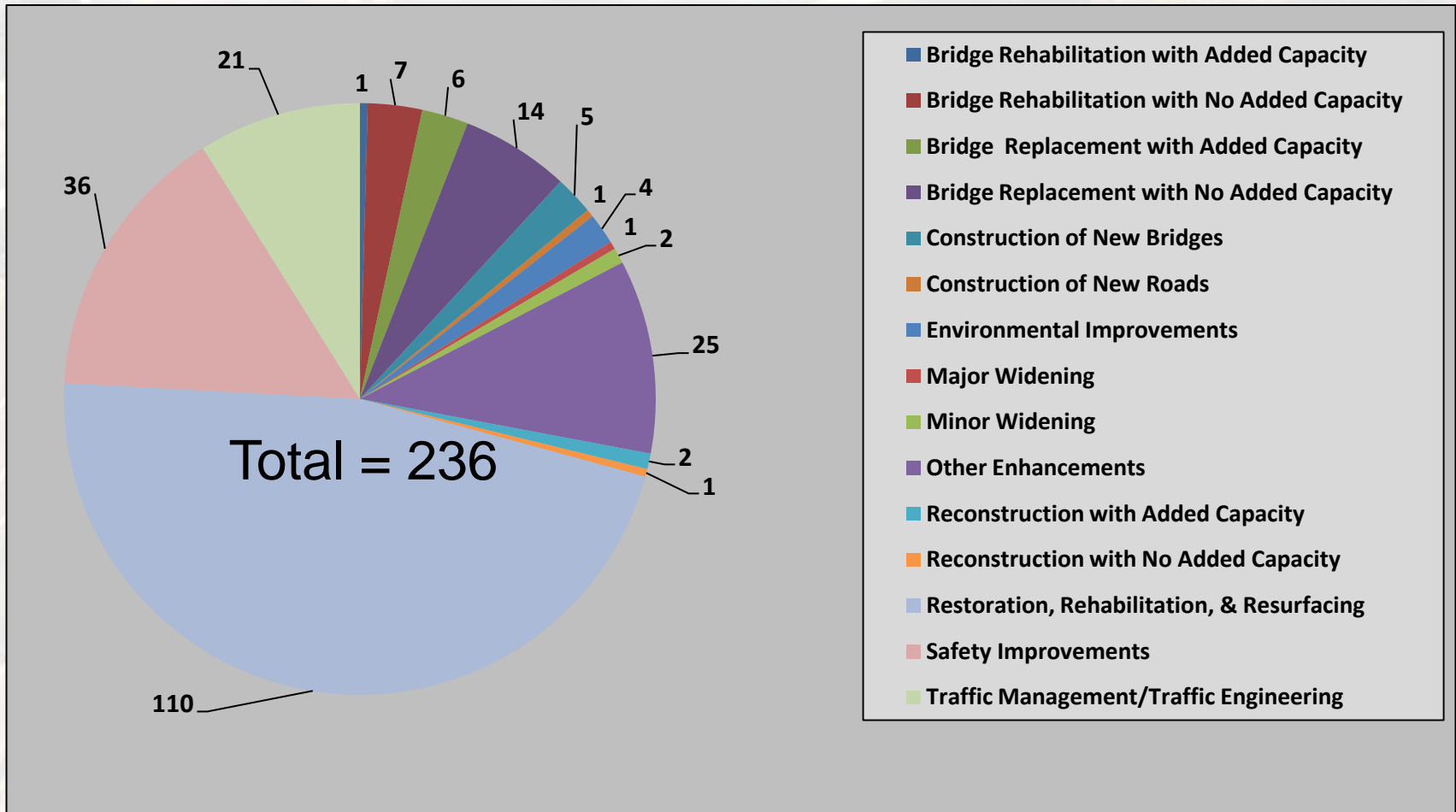
Office of Program Control

August 18, 2011



# FY 2011 Letting Report

## Total Number of Projects Awarded to Date

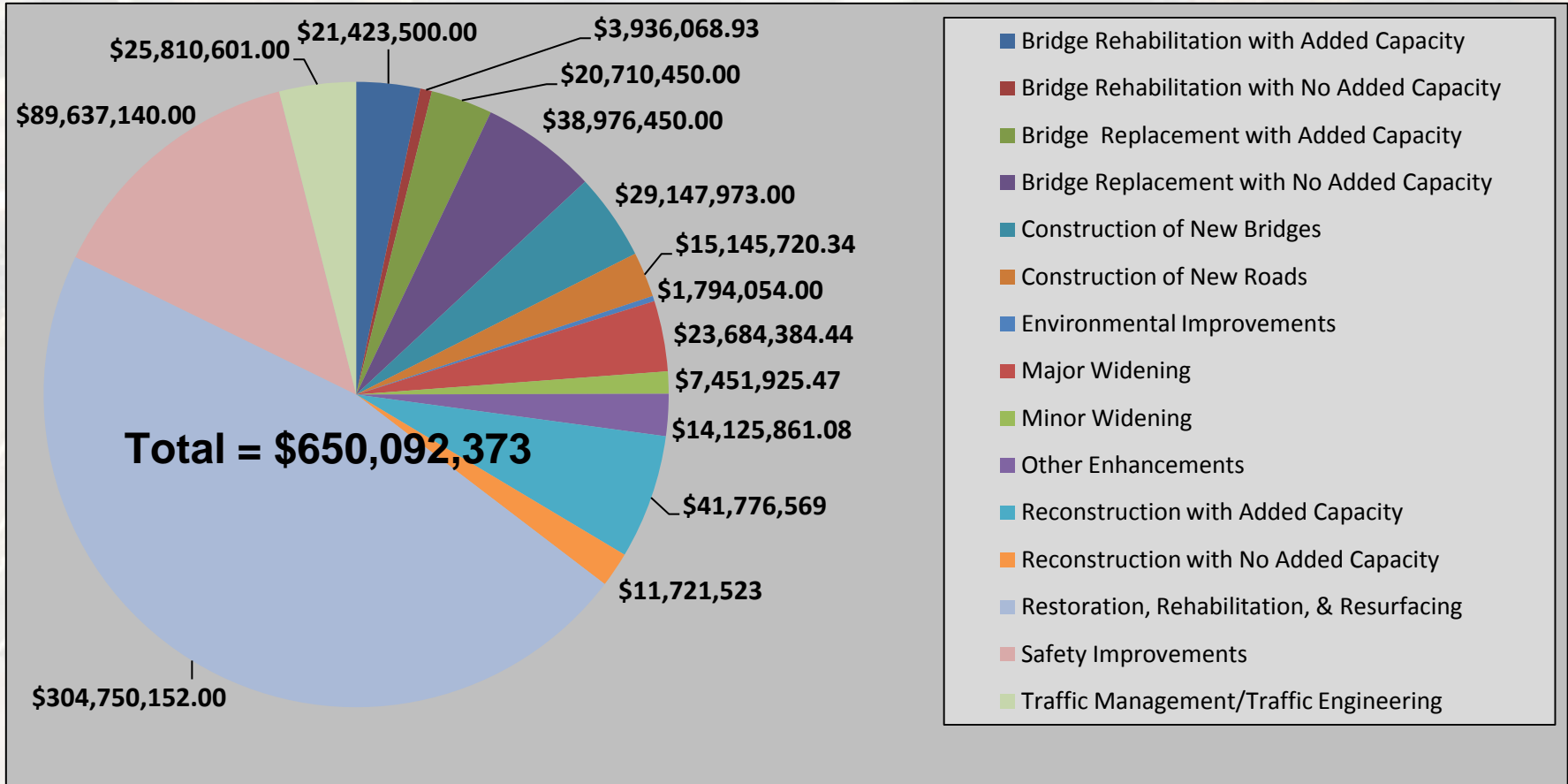


**Does not include 416 Local Maintenance and Improvement Grants (LMIG) Projects**

As of August 11, 2011

# FY 2011 Letting Report

## \$ of Projects Awarded Fiscal Year to Date



**Does not include \$43,721,188.00 - LMIG Projects**

As of August 11, 2011

# FY 2012 Letting Report

## July 2011 Letting Results

### Letting Presentation Information

25 Projects

**\$163,559,178**

### Award Data

25 Projects Advertised

2 Projects Withdrawn

3 Deferred

20 Awarded

**\$99,018,207.79** Low Bid Award Amount

Low Bid Award Amount includes the deferred and awarded projects. Contingencies not included.

August 11, 2011

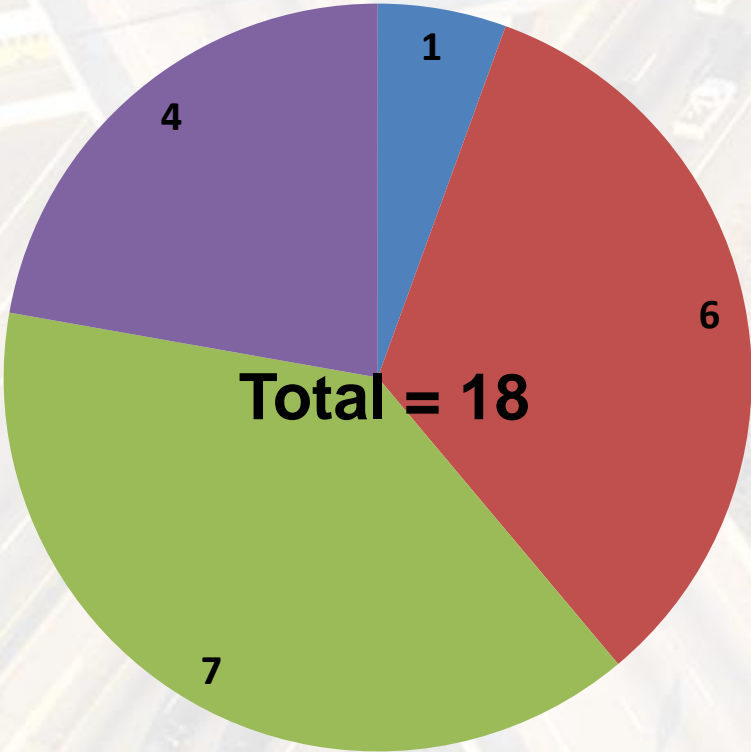
# Letting Report Summary

Month	Regular Program	Earmark	Fund Balance	LMIG	Total
July (Awarded)	\$33,756,098.99	\$298,297.01	\$0.00	\$0.00	\$34,054,396.00
August (Awarded)	\$41,769,176.87	\$327,206.00		\$0.00	\$42,096,382.87
September (Awarded)	\$50,814,213.00	\$562,438.00		\$0.00	\$51,376,651.00
October (Awarded)	\$28,598,741.25	\$805,487.00		\$921,418.00	\$30,325,646.25
November (Awarded)	\$57,141,070.00	\$1,912,012.00		\$311,852.00	\$59,364,934.00
December (Awarded)	\$26,644,591.00	\$0.00	\$0.00	\$6,537,106.00	\$33,181,697.00
January (Awarded)	\$40,648,469.39	\$0.00	\$0.00	\$4,016,872.61	\$44,665,342.00
February(Awarded)	\$26,554,409.68	\$0.00	\$22,807,892.00	\$8,768,013.00	\$58,130,314.68
March(Awarded)	\$14,203,810.00	\$0.00	\$32,440,636.00	\$16,109,450	\$62,753,896.00
April(Awarded)	\$54,215,542.69	\$2,147,868.31	\$32,440,636.00	\$5,429,469.00	\$94,233,516.00
May (Awarded)	\$64,151,943.64	\$1,124,874.96	\$43,231,425.21	\$0.00	\$108,508,243.81
June (Awarded)	\$29,609,134.19	\$465,253.94	\$39,373,516.00	\$0.00	\$69,447,904.13
July(Awarded)	\$93,850,544.68	\$3,398,021.11	\$1,769,642.00	\$0.00	\$99,018,207.79
August	\$144,458,715.73	\$3,112,438.75	\$0.00	\$1,471,121.69	\$149,042,276.17
September	\$108,551,821.98	\$1,246,895.00	\$0.00	\$0.00	\$109,798,716.98
Local Let Not Awarded					\$74,550,287.00
<b>Total</b>	<b>\$814,968,283.09</b>	<b>\$15,400,792.08</b>	<b>\$172,063,747.21</b>	<b>\$43,565,302.30</b>	<b>\$1,120,548,411.68</b>

As of August 15, 2011

# FY 2012 Letting Report

## Number of Projects September 2011 Letting

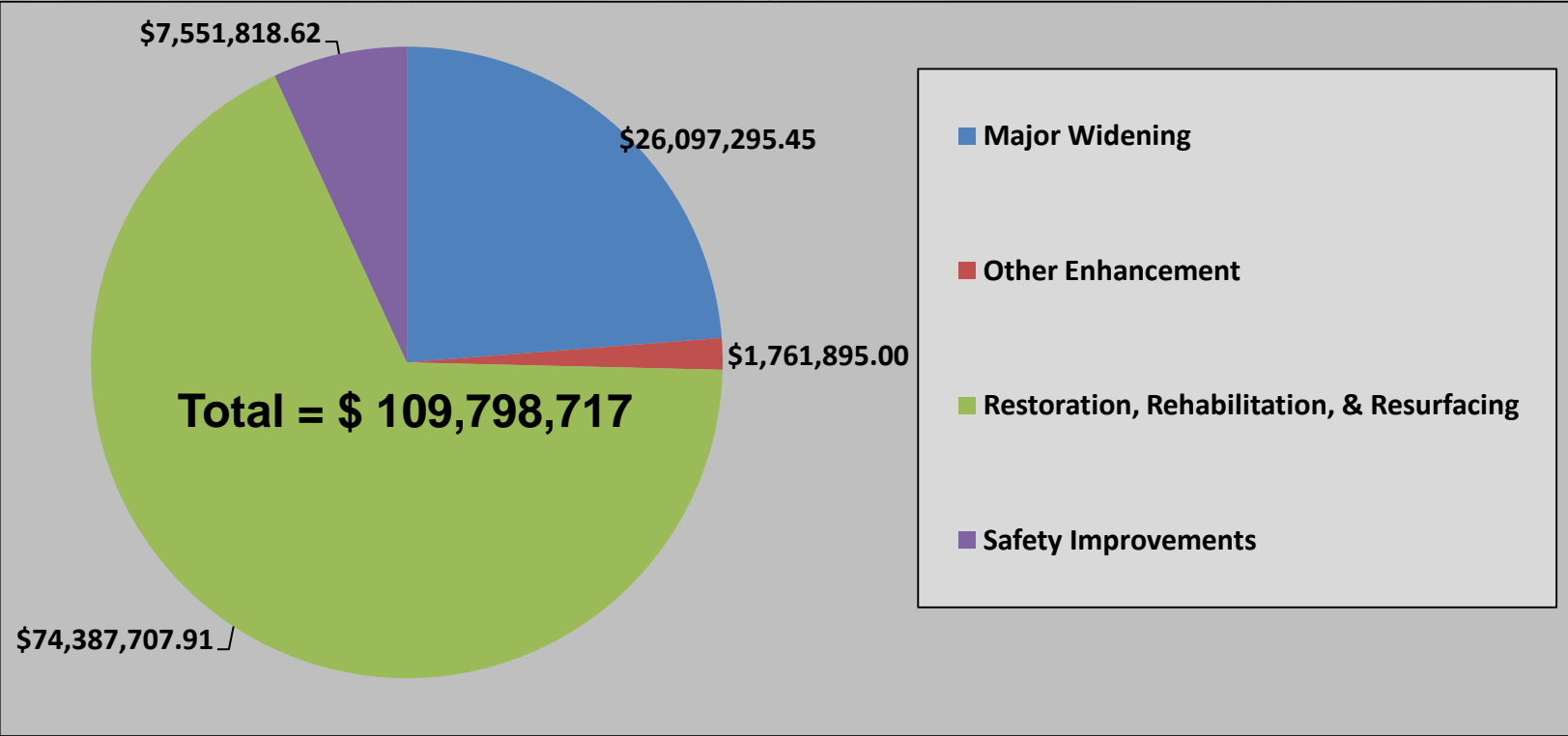


- Major Widening
- Other Enhancement
- Restoration, Rehabilitation, & Resurfacing
- Safety Improvements

As of August 11, 2011

# FY 2012 Letting Report

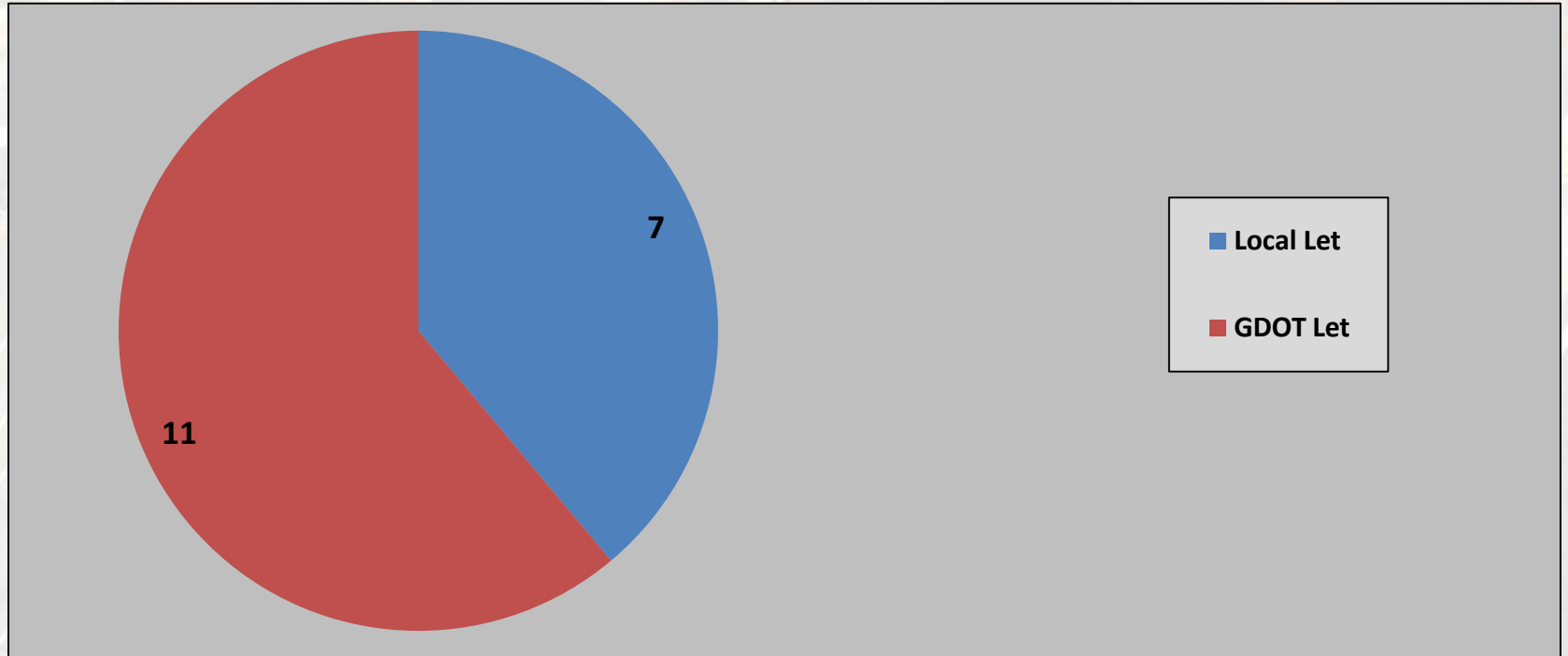
## \$ of Projects September 2011 Letting



As of August 11, 2011

# FY 2012 Letting Report

## September 2011 Let Responsibility



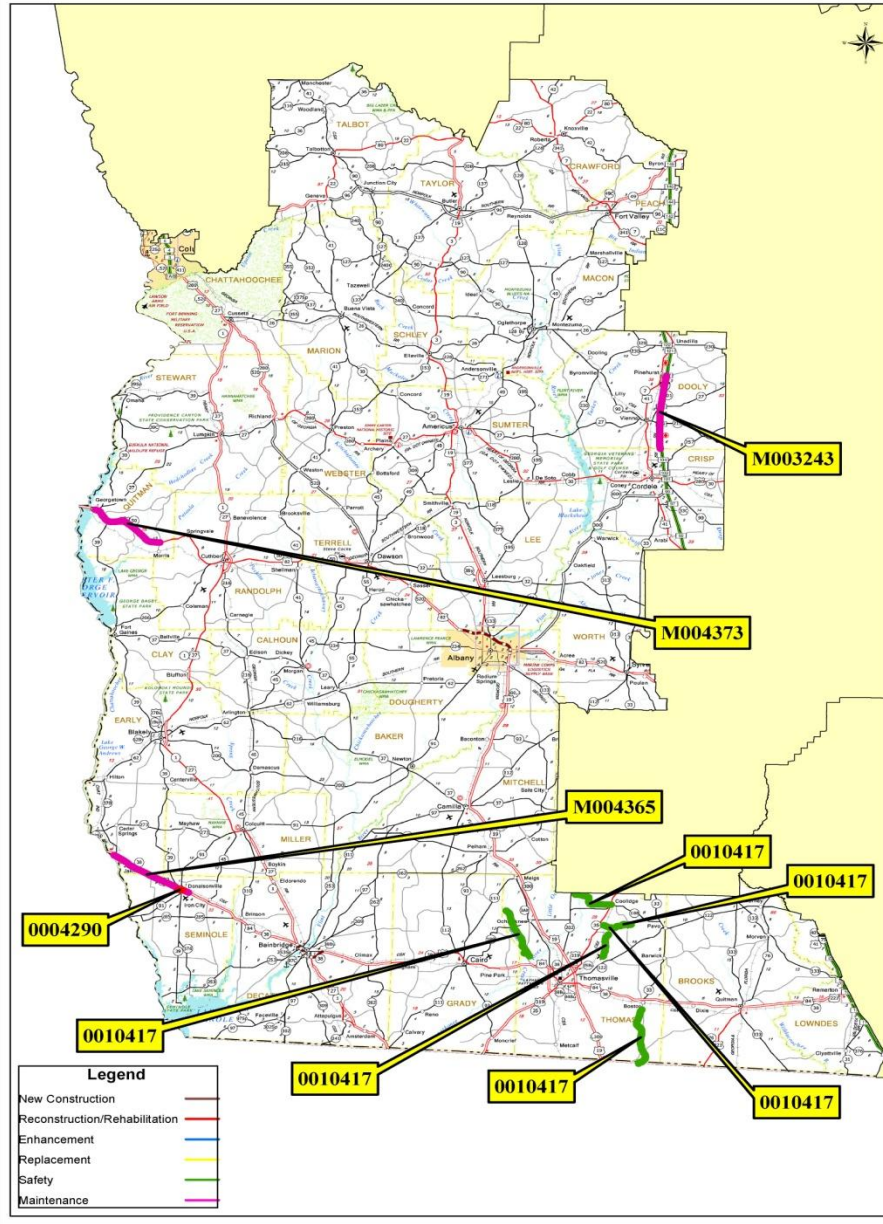
*As of August 11, 2011*



# **GDOT Let Projects**

# District 2

Board Member:  
Mr. Johnny Floyd



# Local Let Projects