

September 2011 Letting Report on Projects

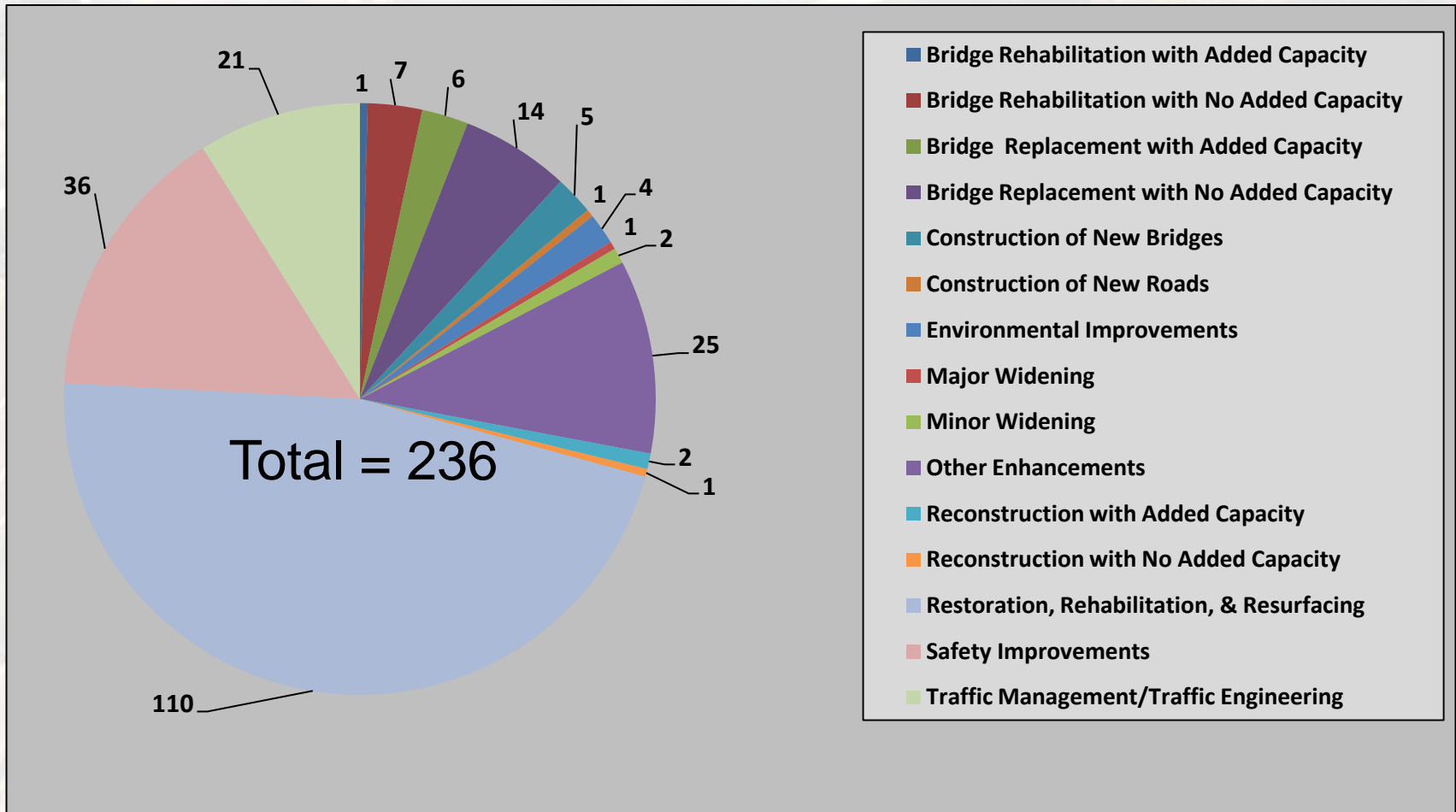
Office of Program Control

August 18, 2011



FY 2011 Letting Report

Total Number of Projects Awarded to Date

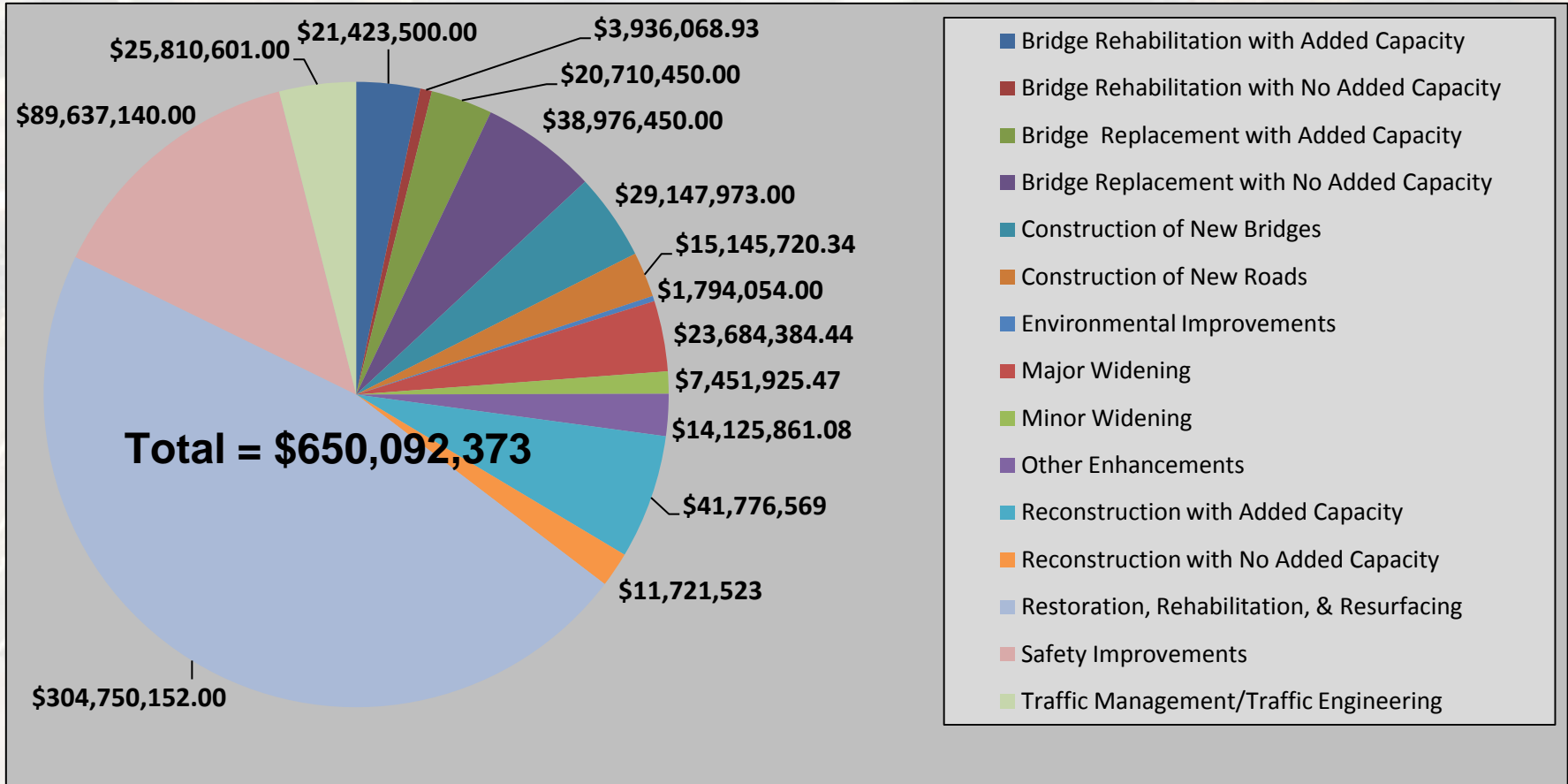


Does not include 416 Local Maintenance and Improvement Grants (LMIG) Projects

As of August 11, 2011

FY 2011 Letting Report

\$ of Projects Awarded Fiscal Year to Date



Does not include \$43,721,188.00 - LMIG Projects

As of August 11, 2011

FY 2012 Letting Report

July 2011 Letting Results

Letting Presentation Information

25 Projects

\$163,559,178

Award Data

25 Projects Advertised

2 Projects Withdrawn

3 Deferred

20 Awarded

\$99,018,207.79 Low Bid Award Amount

Low Bid Award Amount includes the deferred and awarded projects. Contingencies not included.

August 11, 2011

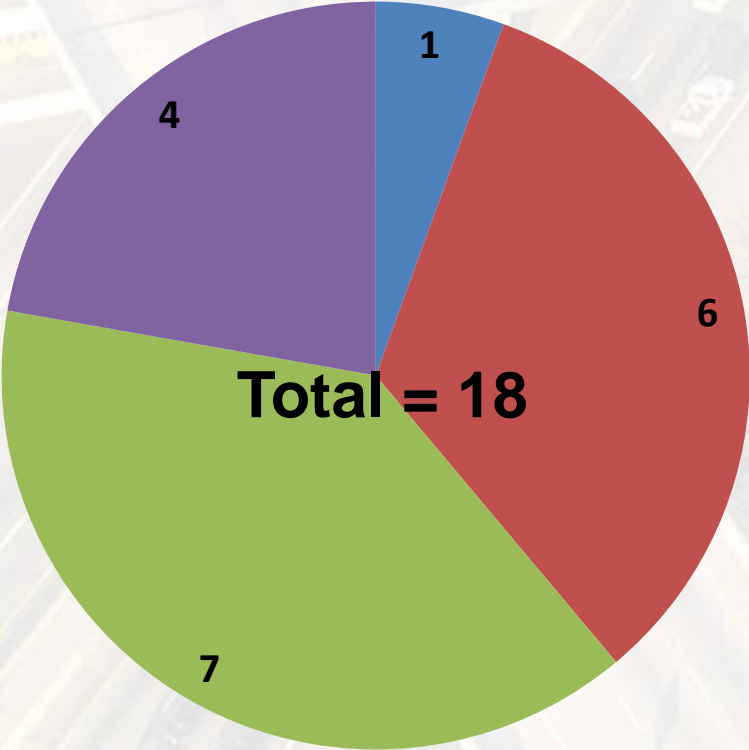
Letting Report Summary

Month	Regular Program	Earmark	Fund Balance	LMIG	Total
July (Awarded)	\$33,756,098.99	\$298,297.01	\$0.00	\$0.00	\$34,054,396.00
August (Awarded)	\$41,769,176.87	\$327,206.00		\$0.00	\$42,096,382.87
September (Awarded)	\$50,814,213.00	\$562,438.00		\$0.00	\$51,376,651.00
October (Awarded)	\$28,598,741.25	\$805,487.00		\$921,418.00	\$30,325,646.25
November (Awarded)	\$57,141,070.00	\$1,912,012.00		\$311,852.00	\$59,364,934.00
December (Awarded)	\$26,644,591.00	\$0.00	\$0.00	\$6,537,106.00	\$33,181,697.00
January (Awarded)	\$40,648,469.39	\$0.00	\$0.00	\$4,016,872.61	\$44,665,342.00
February(Awarded)	\$26,554,409.68	\$0.00	\$22,807,892.00	\$8,768,013.00	\$58,130,314.68
March(Awarded)	\$14,203,810.00	\$0.00	\$32,440,636.00	\$16,109,450	\$62,753,896.00
April(Awarded)	\$54,215,542.69	\$2,147,868.31	\$32,440,636.00	\$5,429,469.00	\$94,233,516.00
May (Awarded)	\$64,151,943.64	\$1,124,874.96	\$43,231,425.21	\$0.00	\$108,508,243.81
June (Awarded)	\$29,609,134.19	\$465,253.94	\$39,373,516.00	\$0.00	\$69,447,904.13
July(Awarded)	\$93,850,544.68	\$3,398,021.11	\$1,769,642.00	\$0.00	\$99,018,207.79
August	\$144,458,715.73	\$3,112,438.75	\$0.00	\$1,471,121.69	\$149,042,276.17
September	\$108,551,821.98	\$1,246,895.00	\$0.00	\$0.00	\$109,798,716.98
Local Let Not Awarded					\$74,550,287.00
Total	\$814,968,283.09	\$15,400,792.08	\$172,063,747.21	\$43,565,302.30	\$1,120,548,411.68

As of August 15, 2011

FY 2012 Letting Report

Number of Projects September 2011 Letting

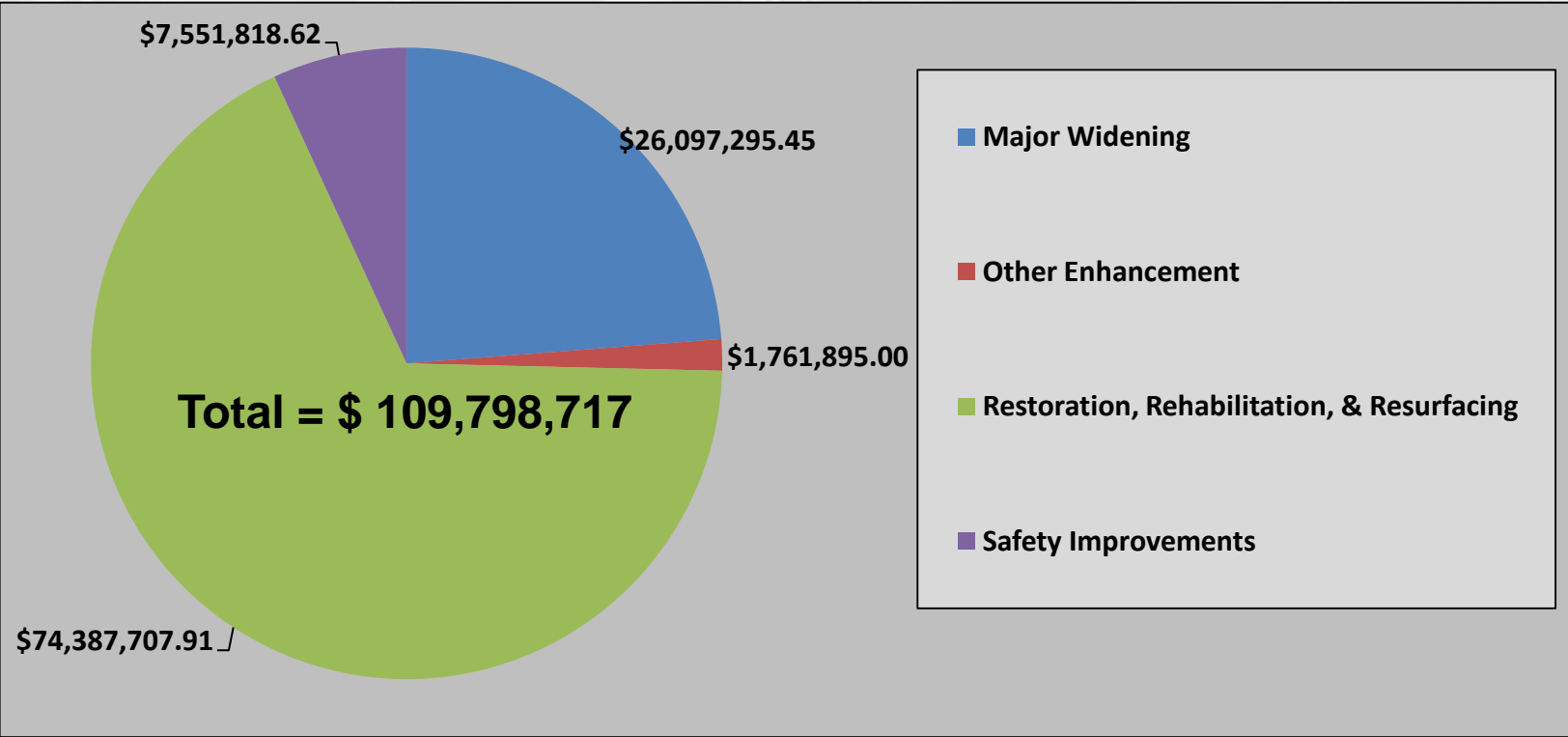


- Major Widening
- Other Enhancement
- Restoration, Rehabilitation, & Resurfacing
- Safety Improvements

As of August 11, 2011

FY 2012 Letting Report

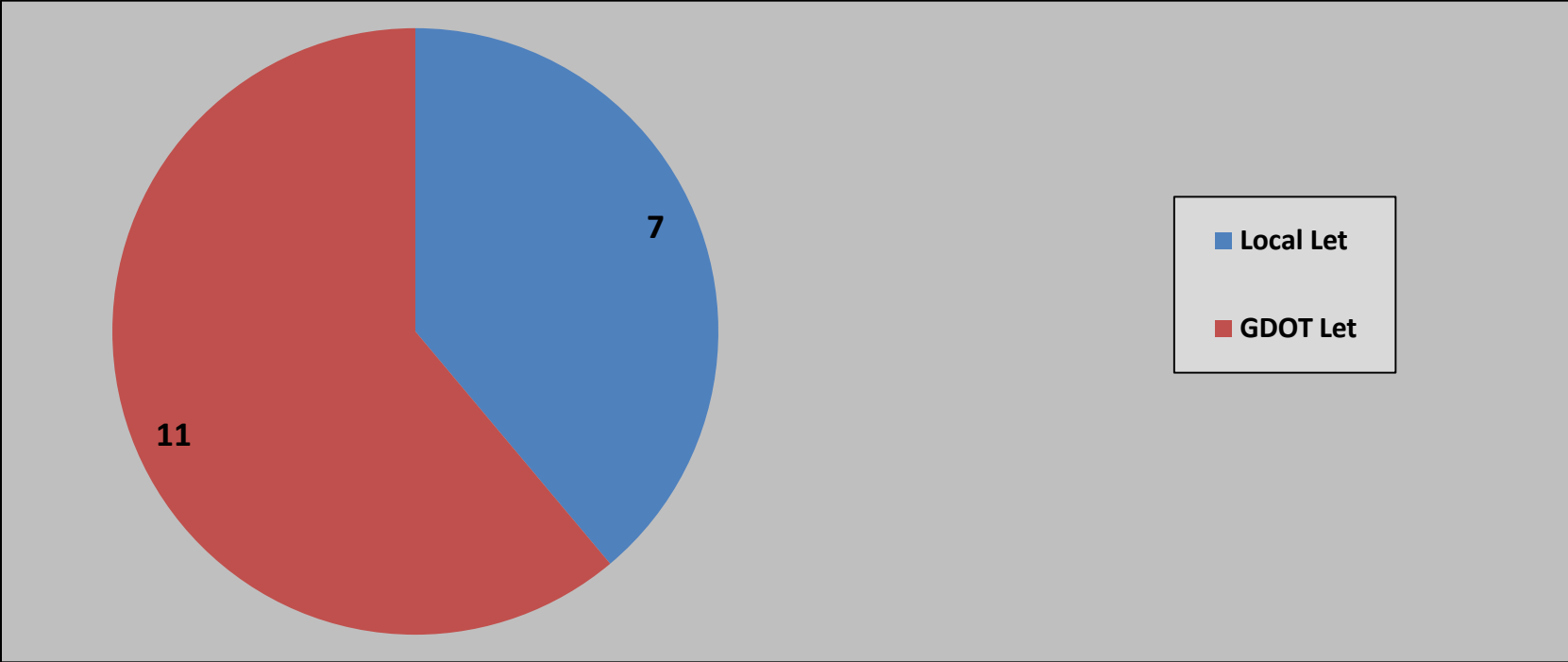
\$ of Projects September 2011 Letting



As of August 11, 2011

FY 2012 Letting Report

September 2011 Let Responsibility



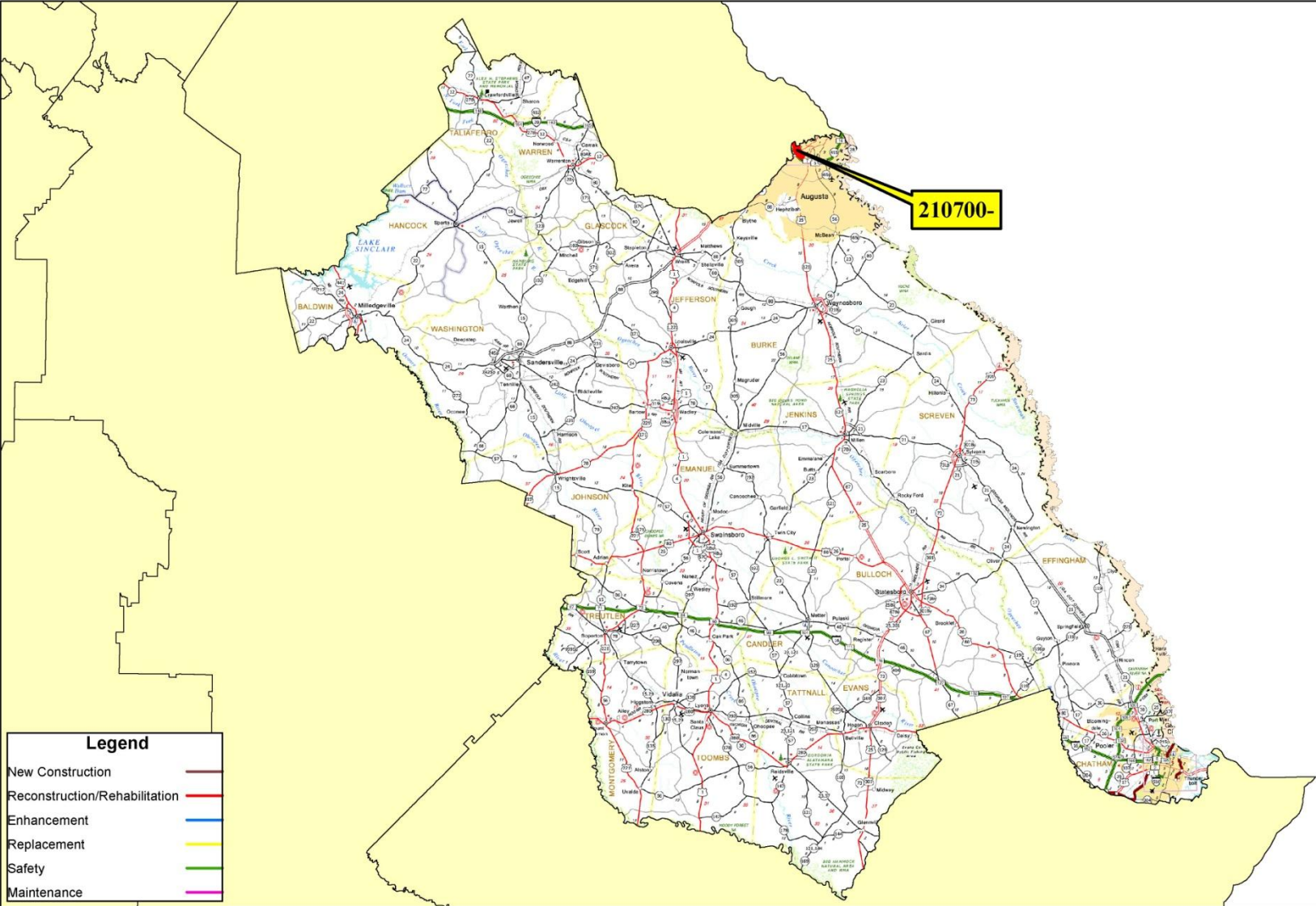
As of August 11, 2011



GDOT Let Projects

District 12

Board Member:
Mr. Bobby Parham



Local Let Projects