

May 2011 Letting Report on Projects

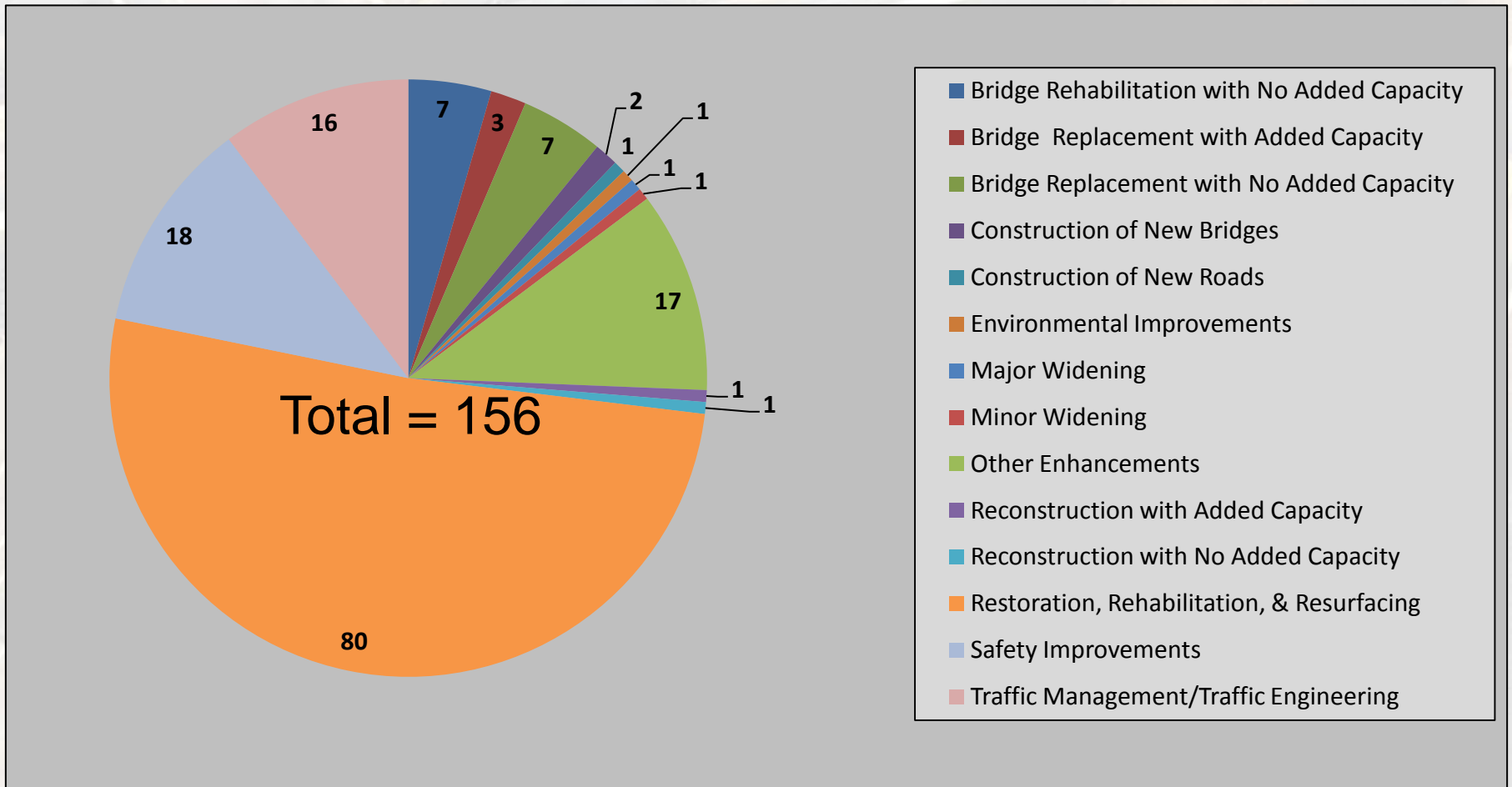
Office of Program Control

April 21, 2011



FY 2011 Letting Report

Total Number of Projects Awarded to Date

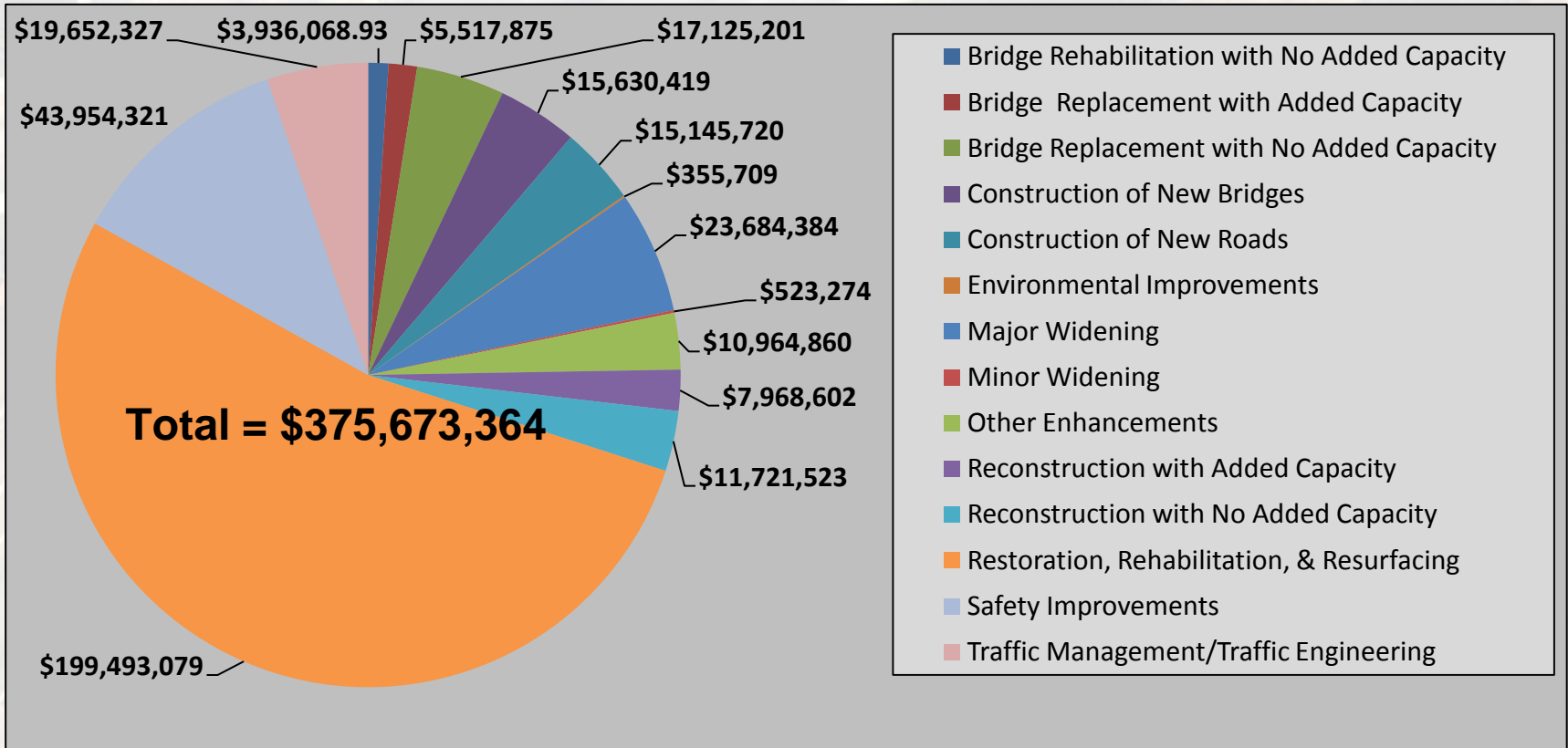


Does not include 395 Local Maintenance and Improvement Grants (LMIG) Projects

As of April 13, 2011

FY 2011 Letting Report

\$ of Projects Awarded Fiscal Year to Date



Does not include \$36,664,712 - LMIG Projects

As of April 13, 2011

FY 2011 Letting Report

March 2011 Letting Results

Letting Presentation Information

22 Projects (8 Local Lets)

\$67,564,075

Award Data

14 Projects Advertised

1 Project Withdrawn

1 Rejected

1 Deferred

11 Awarded

\$ 44,325,295.82 Awarded

Does not include LMIG Projects

As of April 18, 2011

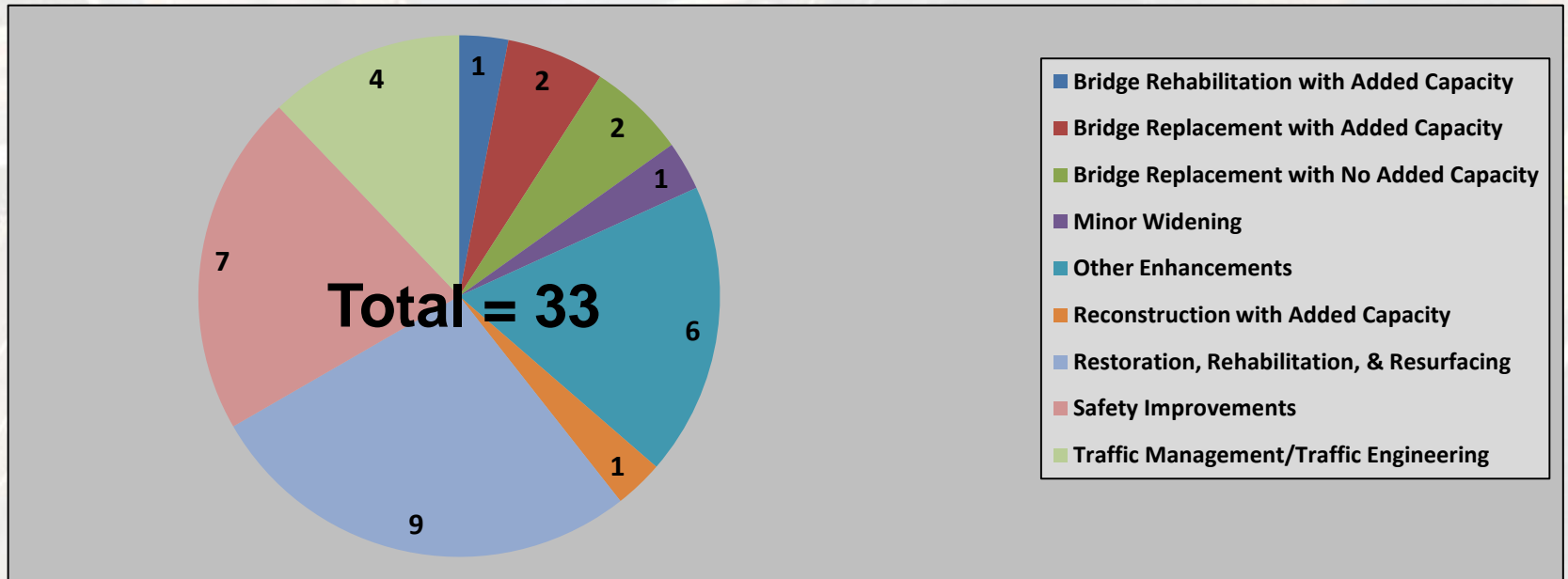
Letting Report Summary

Month	Regular Program	Earmark	Fund Balance	LMIG	Total
July (Awarded)	\$33,215,016.99	\$298,297.01	\$0.00	\$0.00	\$33,513,314.00
August (Awarded)	\$41,769,176.87	\$327,206.00		\$0.00	\$42,096,382.87
September (Awarded)	\$50,686,700.00	\$562,438.00		\$0.00	\$51,249,138.00
October (Awarded)	\$28,598,741.25	\$805,487.00		\$921,418.00	\$30,325,646.25
November (Awarded)	\$41,652,772.67	\$1,912,012.00		\$311,852.00	\$43,876,636.67
December (Awarded)	\$22,939,423.30	\$0.00	\$0.00	\$6,679,441.47	\$29,618,864.77
January (Awarded)	\$40,450,957.07	\$0.00	\$0.00	\$4,016,872.61	\$44,467,829.68
February(Awarded)	\$26,554,409.68	\$0.00	\$22,807,892.00	\$8,774,872.00	\$58,137,173.68
March(Awarded)	\$12,184,417.00	\$0.00	\$32,140,879.00	\$16,109,450	\$60,434,746.00
April	\$68,351,034.57	\$2,147,868.31	\$73,634,013.70	\$5,737,814.99	\$149,870,731.57
May	\$87,691,129.31	\$1,124,874.96	\$68,443,926.87	\$0.00	\$157,259,931.14
June	\$83,548,133.97	\$6,218,771.44	\$58,625,132.47	\$0.00	\$148,392,037.88
July	\$275,960,278.47	\$8,546,021.11	\$14,238,206.58	\$0.00	\$298,744,506.16
August	\$119,951,365.58	\$4,971,940.00	\$0.00	\$0.00	\$124,923,305.58
September	\$80,404,244	\$1,239,140.00	\$1,542,993.21		\$83,186,377.13
Local Let Not Awarded					\$14,137,706.00
Local Let Awarded					\$22,947,006.00
Total	\$1,013,957,800.65	\$28,154,055.83	\$271,433,043.83	\$42,551,721.07	\$1,393,181,333.38

As of April 18, 2011

FY 2011 Letting Report

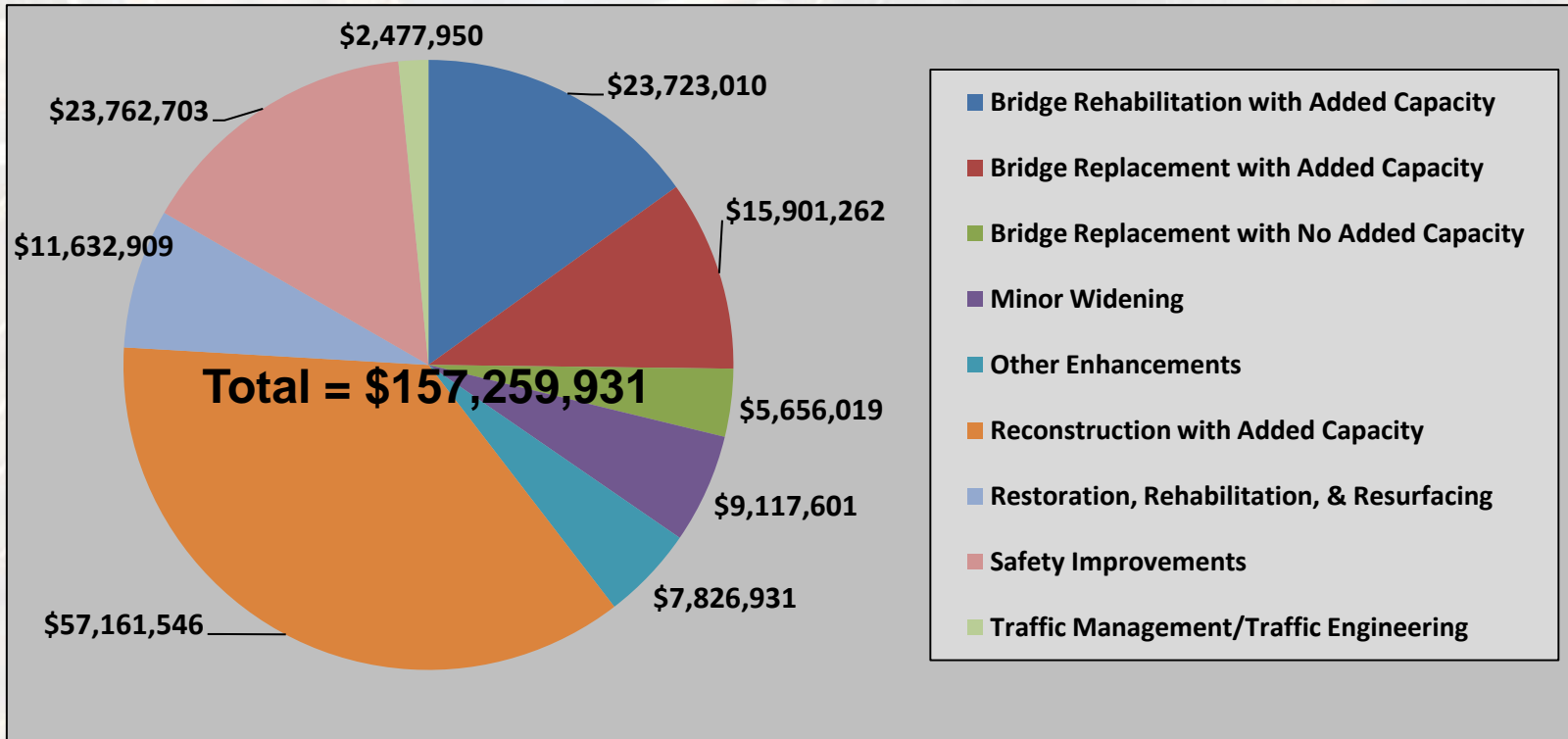
Number of Projects May 2011 Letting



As of April 18, 2011

FY 2011 Letting Report

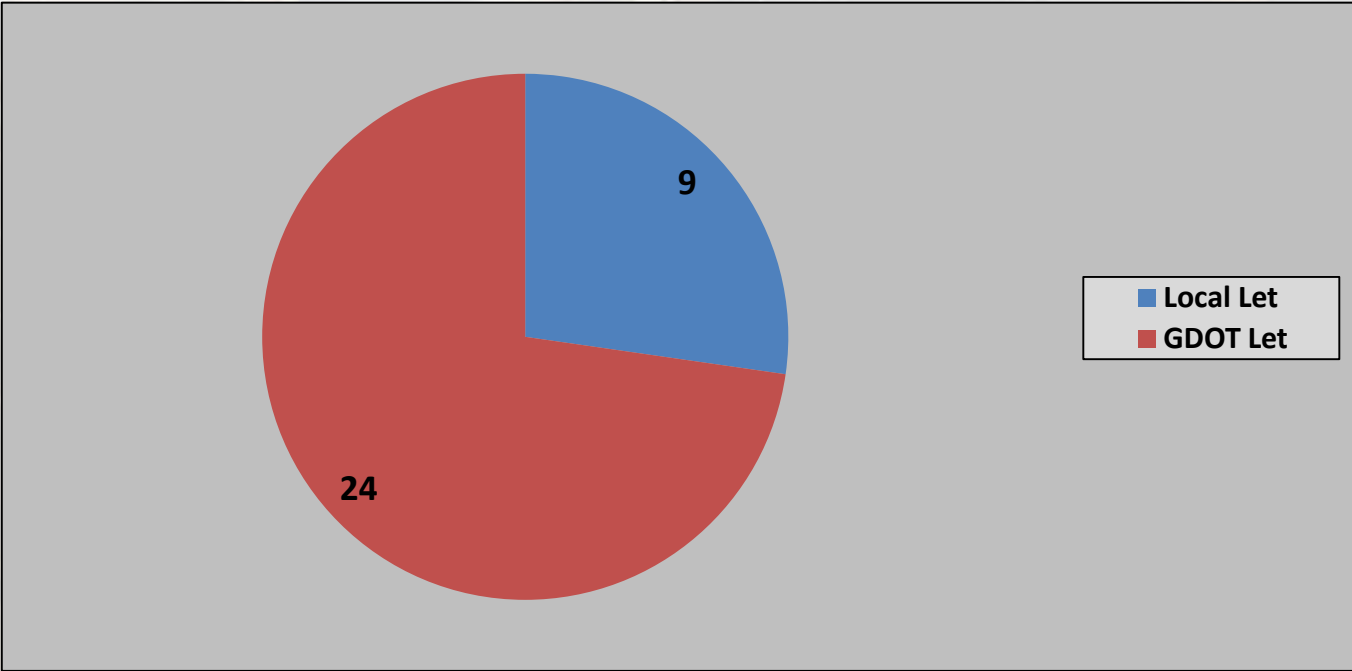
\$ of Projects May 2011 Letting



As of April 18, 2011

FY 2011 Letting Report

May 2011 Let Responsibility



As of April 18, 2011



GDOT Let Projects

District 8

Board Member:
Mr. Jim Cole

