

# May 2011 Letting Report on Projects

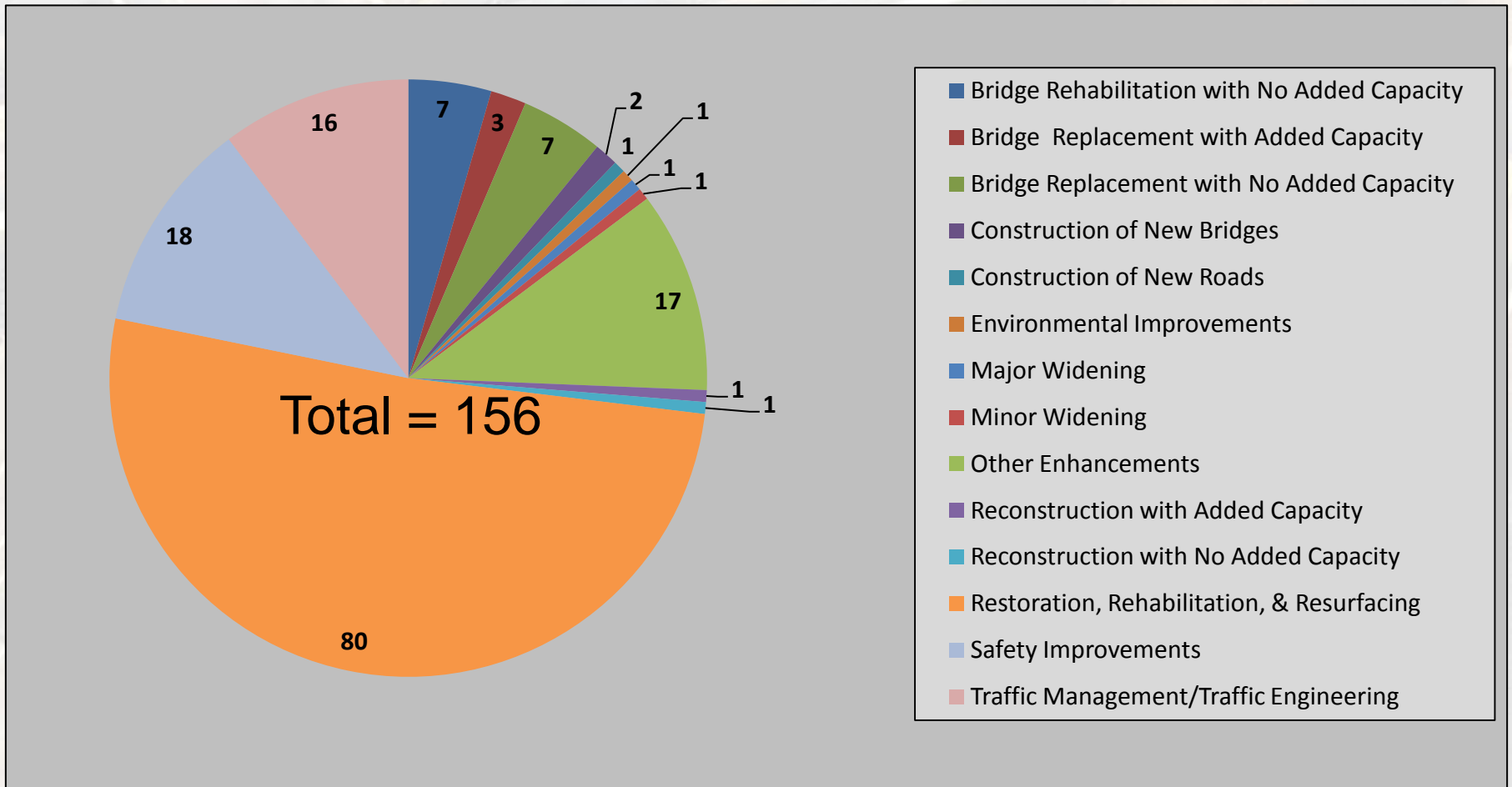
Office of Program Control

April 21, 2011



# FY 2011 Letting Report

## Total Number of Projects Awarded to Date

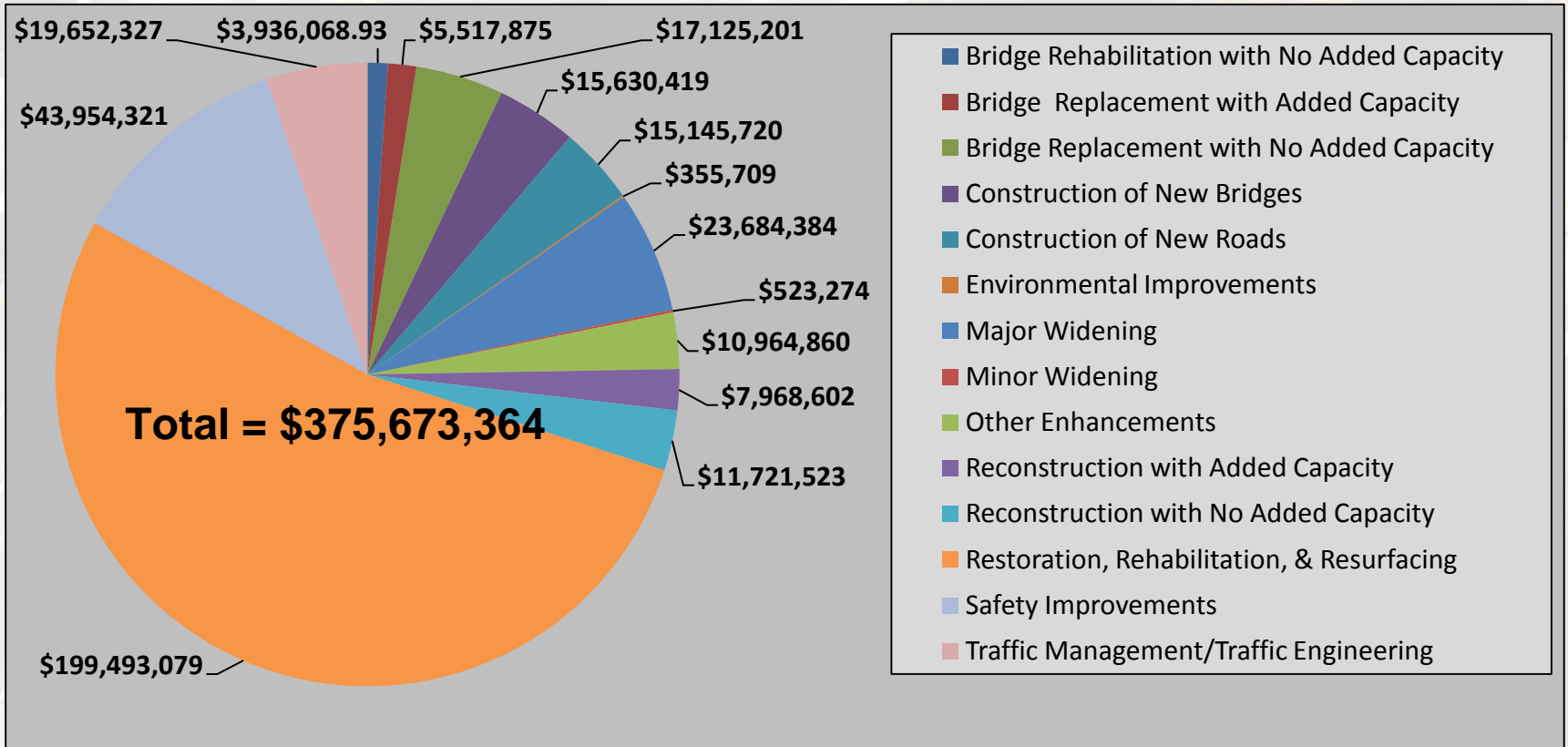


**Does not include 395 Local Maintenance and Improvement Grants (LMIG) Projects**

As of April 13, 2011

# FY 2011 Letting Report

## \$ of Projects Awarded Fiscal Year to Date



**Does not include \$36,664,712 - LMIG Projects**

As of April 13, 2011

# FY 2011 Letting Report

## March 2011 Letting Results

### Letting Presentation Information

22 Projects (8 Local Lets)

**\$67,564,075**

### Award Data

14 Projects Advertised

1 Project Withdrawn

1 Rejected

1 Deferred

11 Awarded

**\$ 44,325,295.82** Awarded

*Does not include LMIG Projects*

*As of April 18, 2011*

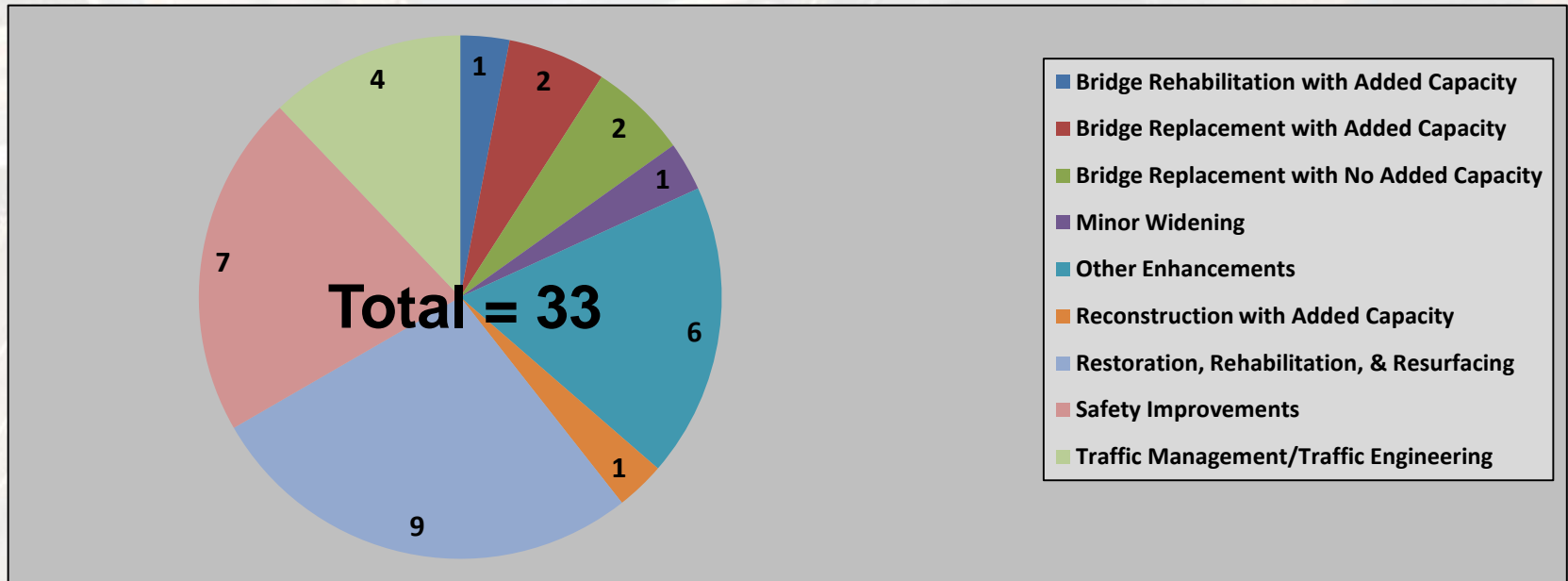
# Letting Report Summary

Month	Regular Program	Earmark	Fund Balance	LMIG	Total
July (Awarded)	\$33,215,016.99	\$298,297.01	\$0.00	\$0.00	\$33,513,314.00
August (Awarded)	\$41,769,176.87	\$327,206.00		\$0.00	\$42,096,382.87
September (Awarded)	\$50,686,700.00	\$562,438.00		\$0.00	\$51,249,138.00
October (Awarded)	\$28,598,741.25	\$805,487.00		\$921,418.00	\$30,325,646.25
November (Awarded)	\$41,652,772.67	\$1,912,012.00		\$311,852.00	\$43,876,636.67
December (Awarded)	\$22,939,423.30	\$0.00	\$0.00	\$6,679,441.47	\$29,618,864.77
January (Awarded)	\$40,450,957.07	\$0.00	\$0.00	\$4,016,872.61	\$44,467,829.68
February(Awarded)	\$26,554,409.68	\$0.00	\$22,807,892.00	\$8,774,872.00	\$58,137,173.68
March(Awarded)	\$12,184,417.00	\$0.00	\$32,140,879.00	\$16,109,450	\$60,434,746.00
April	\$68,351,034.57	\$2,147,868.31	\$73,634,013.70	\$5,737,814.99	\$149,870,731.57
May	\$87,691,129.31	\$1,124,874.96	\$68,443,926.87	\$0.00	\$157,259,931.14
June	\$83,548,133.97	\$6,218,771.44	\$58,625,132.47	\$0.00	\$148,392,037.88
July	\$275,960,278.47	\$8,546,021.11	\$14,238,206.58	\$0.00	\$298,744,506.16
August	\$119,951,365.58	\$4,971,940.00	\$0.00	\$0.00	\$124,923,305.58
September	\$80,404,244	\$1,239,140.00	\$1,542,993.21		\$83,186,377.13
Local Let Not Awarded					\$14,137,706.00
Local Let Awarded					\$22,947,006.00
<b>Total</b>	<b>\$1,013,957,800.65</b>	<b>\$28,154,055.83</b>	<b>\$271,433,043.83</b>	<b>\$42,551,721.07</b>	<b>\$1,393,181,333.38</b>

As of April 18, 2011

# FY 2011 Letting Report

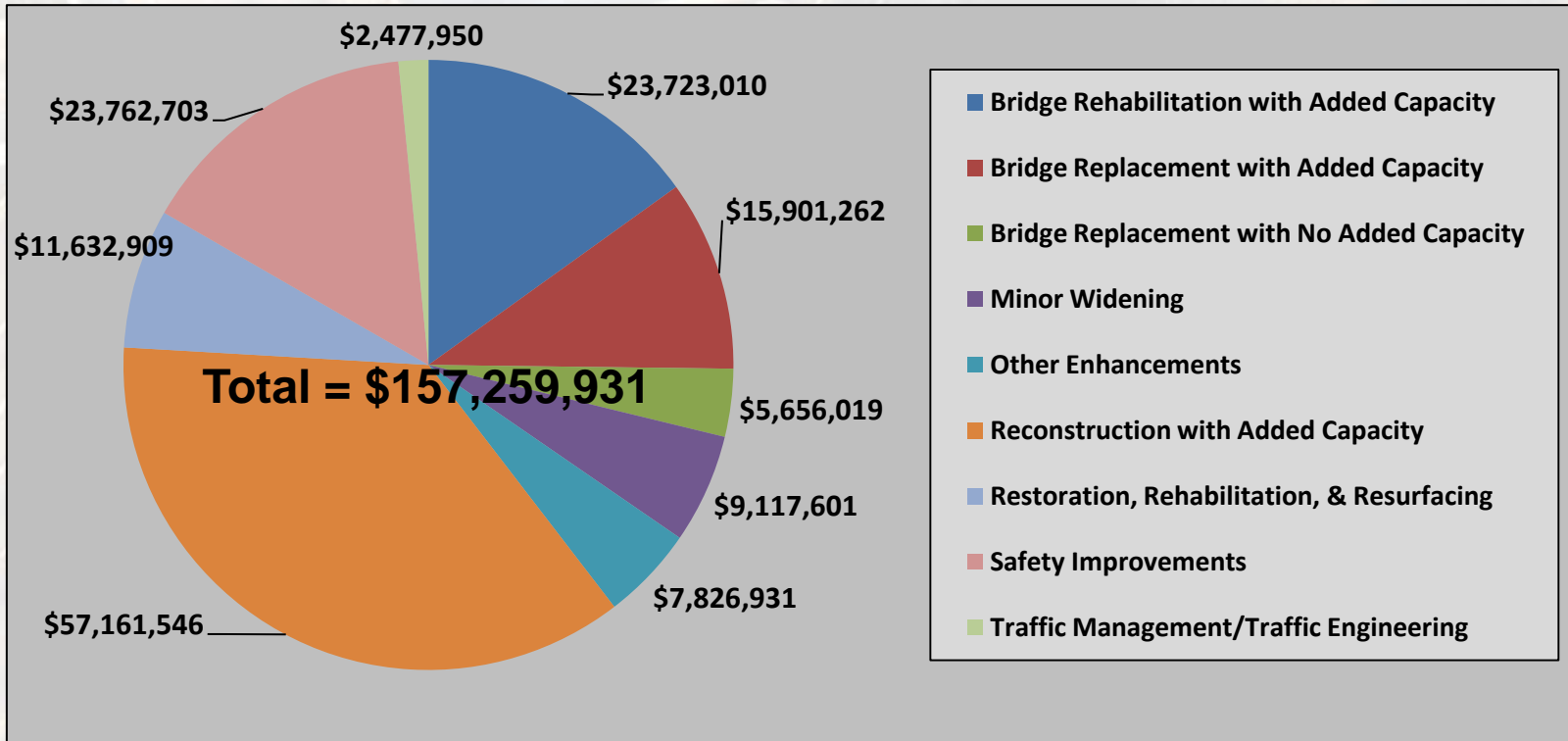
## Number of Projects May 2011 Letting



As of April 18, 2011

# FY 2011 Letting Report

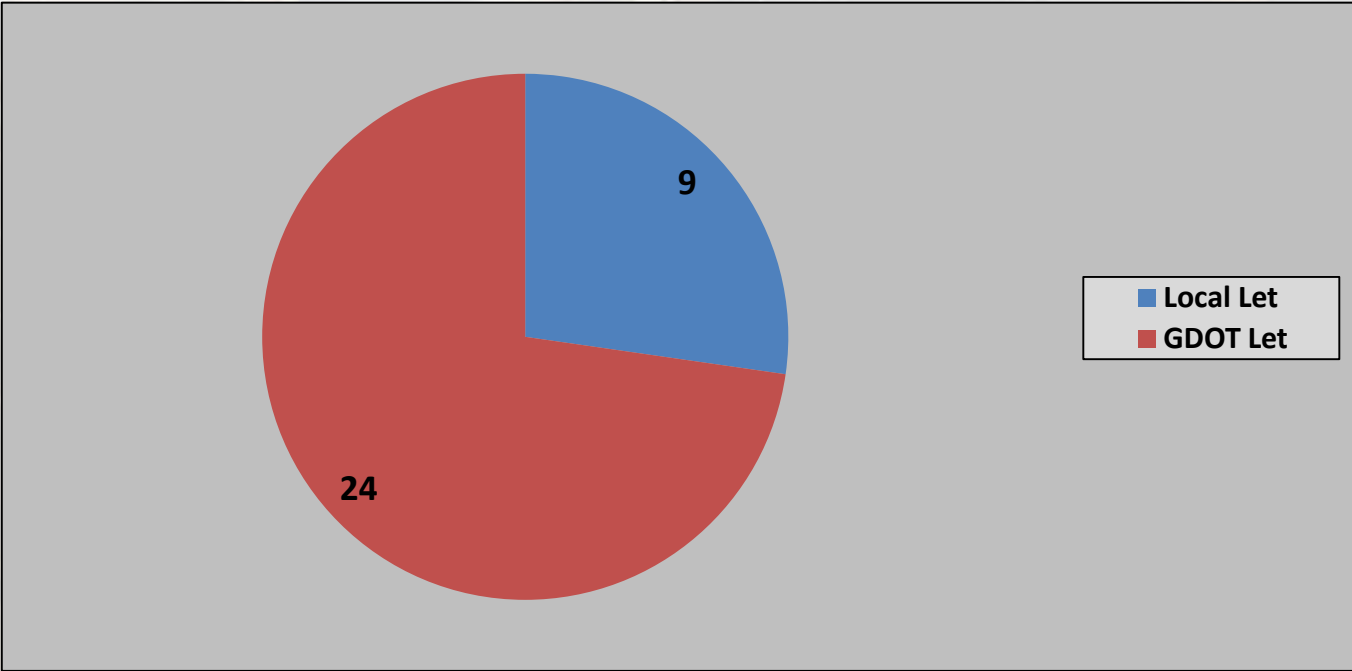
## \$ of Projects May 2011 Letting



As of April 18, 2011

# FY 2011 Letting Report

## May 2011 Let Responsibility



As of April 18, 2011



# **GDOT Let Projects**

# District 5

Board Member:  
Mr. Emory C. McClinton

